

Utah State University

DigitalCommons@USU

---

All Graduate Plan B and other Reports

Graduate Studies

---

8-2013

## The Effects of Financing Unfunded Social Security with Consumption Taxation when Consumers are Shortsighted

Michael P. Clagg  
*Utah State University*

Follow this and additional works at: <https://digitalcommons.usu.edu/gradreports>



Part of the [Economics Commons](#)

---

### Recommended Citation

Clagg, Michael P., "The Effects of Financing Unfunded Social Security with Consumption Taxation when Consumers are Shortsighted" (2013). *All Graduate Plan B and other Reports*. 339.

<https://digitalcommons.usu.edu/gradreports/339>

This Thesis is brought to you for free and open access by the Graduate Studies at DigitalCommons@USU. It has been accepted for inclusion in All Graduate Plan B and other Reports by an authorized administrator of DigitalCommons@USU. For more information, please contact [digitalcommons@usu.edu](mailto:digitalcommons@usu.edu).



# The Effects of Financing Unfunded Social Security with Consumption Taxation when Consumers are Shortsighted\*

Michael P. Clagg

Department of Economics and Finance  
Utah State University

August 5, 2013

## Abstract

Using a representative-agent life-cycle model with consumer shortsightedness, I study an unfunded social security program financed via consumption taxation. Compared to financing an unfunded program with payroll taxation, I find that there is only a slight increase in well-being across planning horizons that is generated by a program with a consumption tax.

---

\*I acknowledge and thank T. Scott Findley for his guidance and serving as my thesis committee chairman, James Feigenbaum and Ryan Bosworth for serving as thesis committee members.

We suggest that both our data and the available time-series evidence are consistent with Milton Friedman’s view that people save to smooth consumption over several years but, because of liquidity constraints, caution, or shortsightedness do not seek to smooth consumption over longer horizons. . . . Indeed, Milton Friedman explicitly rejected the idea that consumers had horizons as long as a lifetime in discussing the permanent income hypothesis (Carroll and Summers 1991 pp. 307, 355).

## 1 Introduction

The unfunded social security program in the United States is the largest such program in the world. It has been justified by many as: insurance against disability or premature death; redistribution from the wealthy elderly to the poor elderly; as a replacement for failed annuity markets; to compensate for under saving behavior. The most common justification used is the under saving for retirement (Kotlikoff 1982; Feldstein 1985; Docquier 2002; İmrohorođlu et al. 2003; and many others). Feldstein (1985) stated more specifically, “the principal rationale for such mandatory [social security] programs is that some individuals lack the foresight to save for their retirement years” (p.303).

It is well known that the well-being of a life-cycle permanent-income consumer is reduced by the presence of a social security program, if the program has a negative net present value. This is due to the fact that the lifetime budget constraint is decreased. The existence of myopic agents in a model can result in a social security program that has an optimal tax rate greater than zero (Docquier 2002; Caliendo and Gahramanov 2009; Findley and Caliendo 2009). The tax rate in such studies is usually set to maximize a paternalistic social welfare function following behavioral economic practices (Akerlof 2002; Kanbur et al. 2006). The first study that uses a mixed economy of life-cyclers and myopic agents to estimate an optimal social security program was Feldstein (1985). Feldstein used an agent who exponentially discounts utility and one who does not discount in order to show that there is an opportunity for a welfare improvement. İmrohorođlu et al. (2003) model quasi-hyperbolic agents following Laibson (1998) and find that in a partial-equilibrium and general-equilibrium setting it is not welfare-improving to have a social security program. Kumru and Thanopoulos (2008) models consumers with temptation preferences and show that some of the welfare loss is mitigated by a social security program. The payroll-tax

financed program can have an effect on labor supply, causing less labor to be supplied as demonstrated in OLG general equilibrium models (Auerbach and Kotlikoff 1987; and Hugget and Ventura 1999).

As an alternative to some of our proposals for benefit reductions or revenue increases, policy makers could dedicate revenue from another specific source to Social Security (Diamond and Orszag 2005, p. 5).

As foreshadowed in the quotation above, the idea of moving towards a consumption tax for general government expenditures has received some consideration by policy makers. Major changes to the U.S. social security program have not been enacted since it is viewed as politically controversial by many. To date, the majority of the consumption-tax literature is focused along two lines: using detailed taxpayer information to estimate liabilities under current and proposed regimes; and the study of theoretical economies and the effects of policy changes inside this framework. Two studies in which a flat tax was considered as a replacement for the current U.S. tax regime were conducted by Feenberg, Mitrusi and Poterba (1997) and Gentry and Hubbard (1997). There is no publicly available data set containing all necessary information, hence both studies use a combination of different public sources. Feenberg, Mitrusi and Poterba (1997) use information on income, tax liabilities and consumption while Gentry and Hubbard (1997) use data on household portfolio choice. Feenberg, Mitrusi and Poterba (1997) find those lower income households bear a disproportionate share of the tax burden in comparison to the high income households. This is in contrast to the findings of Gentry and Hubbard (1997) who find that the tax liabilities could be progressive in nature, the more affluent in the economy bear a larger percentage of the tax burden. Important assumptions underlying these computational studies are that aggregate quantities and factor pricing remains constant under both regimes being considered. The line of literature which uses calibrated general-equilibrium models to examine the differences of tax liabilities under tax regime changes also exhibit mixed results with respect to the progressivity of tax burdens. Ventura (1999) uses an OLG model with age and labor efficiency shocks to simulate heterogeneity, and he finds that the change from the current U.S. tax regime to a flat tax results in increased concentrations of wealth. Altig et al. (2001) compute the transition dynamics in moving from the current U.S. tax code

to a flat tax and finds that the poor are worse off during the transition and in the new steady state as compared to before the transition. Correia (2010) uses an infinite-horizon model with heterogeneity in initial wealth and income levels. She studies the refinancing of government expenditures from an income-tax regime similar to that in the U.S. to one of a flat consumption tax. She finds that well-being increases across all initial wealth levels. For an in depth discussion of consumption taxation and optimal taxation levels, see Coleman (2000).

The idea of financing the social security program from alternative sources is not new. Gahramanov and Tang (2013) use a general-equilibrium OLG model with endogenous labor decisions and mortality risk to investigate an optimal tax policy over capital taxes, payroll taxes, income taxes, and consumption taxes. They find that the optimal policy to maintain benefits at current levels is to eliminate the payroll tax and increase a consumption tax above baseline. This leads to welfare gains across the economy. They then investigate the welfare dynamics during the transitional period, where they find that the newly retired and nearly retired face the largest welfare cost of this restructuring. They advocate for an additional transfer payment to be made during the transition to maintain utility levels for these individuals.

Findley and Caliendo (2009) study the short-term planning model of Caliendo and Aaland (2007), supplemented with an unfunded social security program that is financed with payroll taxation. They demonstrate that the program can be welfare improving for some planning horizons in general equilibrium. An open question remains as to whether or not a payroll tax is the best instrument to finance an unfunded program.

Indeed, I revisit the ability for social security to provide adequate retirement resources in the short-horizon framework used by Findley and Caliendo (2009). My contribution is the addition of an unfunded social security program financed with taxation on consumption. I find that a payroll-tax financed program can be replaced with a consumption-tax financed program. Such a move generates welfare gains in partial equilibrium, although the welfare gains are small.

## 2 Model

I model a representative individual who optimizes consumption and saving behavior over a short planning horizon. Time is continuous and indexed by  $t$ . The individual enters the workforce at  $t = 0$ . The individual retires at  $t = T$ , and dies at age  $t = \bar{T}$ . During the working period  $t \in [0, T]$  the individual receives wages at rate  $w$ , and during the retirement period  $t \in [T, \bar{T}]$  the individual receives social security benefits  $b = R w \nu_w + C \nu_c / (\bar{T} - T)$ . The individual supplies one unit of labor inelastically while working.  $R = \frac{T}{\bar{T} - T}$  is the worker to retiree ratio.  $\nu_w$  is the payroll tax rate.  $\nu_c$  is the consumption tax rate.  $C$  is aggregate consumption in the economy. Consumption at each instant is  $c(t)$  and is the control variable. Any income not consumed at each instant is placed in the individual's asset account,  $k(t)$ , which grows at rate  $r$ . There are no borrowing constraints placed on the individual, and  $k(0) = k(\bar{T}) = 0$  is assumed. The planning horizon length  $x$  is the amount of time over which an individual optimizes. I impose the restriction  $x \leq \bar{T} - T$  for ease of modeling, as is customary in this model. It allows for a simple compartmentalization of the life cycle:

- Phase 1  $[0, T - x]$
- Phase 2  $[T - x, T]$
- Phase 3  $[T, \bar{T} - x]$
- Phase 4  $[\bar{T} - x, \bar{T}]$

Phase 1 is the period of the life cycle during which the individual is in the workforce and does not foresee retirement. Phase 2 is that period of the life cycle when the individual is still in the workforce, but can see the future date of retirement. Phase 3 is after the individual is retired from the workforce, but does not foresee the date of death. Phase 4 is that part of retirement when the individual can see the date of death.

Inside the short planning horizon model, the individual's behavior is time-inconsistent in Phases 1-3. This is due to the sliding planning window which moves through time with the individual. I model a naive individual, meaning that the individual does not anticipate

his time-inconsistent behavior. Therefore, the individual's actual behavior is the envelope of the initial moments solved for during the optimization. The derivations of the following solutions can be found in Appendix A.

## 2.1 Phase 1

At any  $t_0 \in [0, T - x]$  the individual solves

$$\max_{c(t)} : \int_{t_0}^{t_0+x} e^{-\rho(t-t_0)} \frac{c(t)^{1-\phi}}{1-\phi} dt \quad (1)$$

subject to

$$\frac{dk(t)}{dt} = rk(t) + w(1 - \nu_w) - (1 + \nu_c)c(t) \quad (2)$$

$$k(t_0) \text{ given} \quad (3)$$

$$k(t_0 + x) = 0, \quad (4)$$

where  $\rho$  is the personal discount rate and  $\phi$  is the inverse elasticity of intertemporal substitution (IEIS). The solution to (1)-(4) is the optimal planned path from the perspective of  $t_0 \in [0, T - x]$ ,

$$\hat{c}(t) = e^{gt} \left[ \frac{k(t_0) e^{-rt_0} + \int_{t_0}^{t_0+x} w(1 - \nu_w) e^{-rj} dj}{(1 + \nu_c) \int_{t_0}^{t_0+x} e^{(g-r)j} dj} \right], \quad (5)$$

for  $t \in [t_0, t_0 + x]$  where  $g = \frac{r - \rho}{\phi}$ .

Following Caliendo and Aaland (2007), the actual consumption profile can be derived by replacing  $t_0$  with  $t$

$$c(t) = e^{gt} \left[ \frac{k(t) e^{-rt} + \frac{w(1 - \nu_w)}{r} (e^{-rt} - e^{-rt} e^{-rx})}{\frac{1 + \nu_c}{g - r} (e^{(g-r)(t+x)} - e^{(g-r)t})} \right], \quad (6)$$

for  $t \in [0, T - x]$ . This can be more simply expressed as

$$c(t) = k(t)z_1 + wz_2, \quad (7)$$

where

$$z_1 \equiv \frac{(g-r)}{(1+\nu_c)(e^{(g-r)x}-1)} \quad (8)$$

$$z_2 \equiv \frac{(1-\nu_w)(g-r)(1-e^{-rx})}{(1+\nu_c)(e^{(g-r)x}-1)}, \quad (9)$$

and the asset account follows the path

$$k(t) = (e^{\Omega t} - 1) \frac{w[(1-\nu_w) - (1+\nu_c)z_2]}{\Omega}, \quad (10)$$

where  $\Omega = [r - (1 + \nu_c) z_1]$ .

## 2.2 Phase 2

At any  $t_0 \in [T-x, T]$  the individual solves

$$\max_{c(t)} : \int_{t_0}^{t_0+x} e^{-\rho(t-t_0)} \frac{c(t)^{1-\phi}}{1-\phi} dt \quad (11)$$

subject to

$$\frac{dk(t)}{dt} = rk(t) + w(1-\nu_w) - (1+\nu_c)c(t) \quad (12)$$

$$\frac{dk(t)}{dt} = rk(t) + b - (1+\nu_c)c(t) \quad (13)$$

$$k(t_0) \text{ given} \quad (14)$$

$$k(t_0+x) = 0. \quad (15)$$

The planned consumption path is the solution to equations (11)-(15),

$$\hat{c}(t) = \frac{k(t_0)e^{-rt_0} + \int_{t_0}^T w(1-\nu_w)e^{-rj}dj + \int_T^{t_0+x} be^{-rj}dj}{(1+\nu_c) \int_{t_0}^{t_0+x} e^{gt}e^{-rj}dj} e^{gt}, \quad (16)$$

for  $t \in [t_0, t_0+x]$ . The actual path is

$$c(t) = \frac{k(t)e^{-rt} + \int_t^T w(1-\nu_w)e^{-rj}dj + \int_T^{t+x} be^{-rj}dj}{(1+\nu_c) \int_t^{t+x} e^{(g-r)j}dj} e^{gt} \quad (17)$$



for  $t \in [T - x, T]$ . Using  $z_1$  from above, it can be rewritten as

$$c(t) = k(t)z_1 + \frac{w(1 - \nu_w)}{r} z_1 e^{rt} (e^{-rt} - e^{-rT}) + \frac{b}{r} z_1 e^{rt} (e^{-rT} - e^{-r(t+x)}) \quad (18)$$

where

$$\begin{aligned} k(t) = & e^{\Omega t} \left( e^{-\Omega(T-x)} k(T-x) + \frac{w(1 - \nu_w)}{\Omega} (e^{-\Omega(T-x)} - e^{-\Omega t}) \right) \\ & + \frac{w(1 - \nu_w)(1 + \nu_c) z_1}{r} \left[ \frac{e^{-rT}}{r - \Omega} (e^{(r-\Omega)t} - e^{(r-\Omega)(T-x)}) - \frac{1}{\Omega} [e^{-\Omega(T-x)} - e^{-\Omega t}] \right] \\ & + \frac{b(1 + \nu_c) z_1}{r} \left[ \frac{e^{-rT}}{r - \Omega} (e^{(r-\Omega)(T-x)} - e^{(r-\Omega)t}) + \frac{e^{-rx}}{\Omega} (e^{-\Omega(T-x)} - e^{-\Omega t}) \right]. \end{aligned} \quad (19)$$

### 2.3 Phase 3

At any  $t_0 \in [T, \bar{T} - x]$  the individual solves

$$\max_{c(t)} : \int_{t_0}^{t_0+x} e^{-\rho(t-t_0)} \frac{c(t)^{1-\phi}}{1-\phi} dt \quad (20)$$

subject to

$$\frac{dk(t)}{dt} = rk(t) + b - (1 + \nu_c) c(t) \quad (21)$$

$$k(t_0) \text{ given} \quad (22)$$

$$k(t_0 + x) = 0. \quad (23)$$

The solution is the planned consumption path for  $t \in [t_0, t_0 + x]$ ,

$$\hat{c}(t) = e^{gt} \left[ \frac{k(t_0) e^{-rt_0} + \int_{t_0}^{t_0+x} b e^{-rj} dj}{(1 + \nu_c) \int_{t_0}^{t_0+x} e^{(g-r)j} dj} \right]. \quad (24)$$

The actual path for  $t \in [T, \bar{T} - x]$  is

$$c(t) = e^{gt} \left[ \frac{k(t) e^{-rt} + \frac{b}{r} (e^{-rt} - e^{-r(t+x)})}{\frac{1 + \nu_c}{g - r} (e^{(g-r)t} - e^{(g-r)(t+x)})} \right], \quad (25)$$

which is the envelope of initial planned consumption allocations given

$$k(t) = k(T)e^{-\Omega(T-t)} + \frac{b\nu_c z_3}{\Omega} \left(1 - e^{-\Omega(T-t)}\right). \quad (26)$$

## 2.4 Phase 4

Since the individual can see the date of death in this phase, behavior is time-consistent. The planned consumption path from the perspective of  $t_0 = \bar{T} - x$  will be the actual consumption path,

$$c(t) = e^{gt} z_4, \quad (27)$$

where

$$z_4 = \frac{g-r}{1+\nu_c} \left[ \frac{k(\bar{T}-x) e^{rx} - \frac{b(1-e^{rx})}{r}}{e^{g\bar{T}} (1 - e^{-x(g-r)})} \right]. \quad (28)$$

This characterizes the asset path during Phase 4 with

$$\frac{dk(t)}{dt} = rk(t) + b - (1 + \nu_c) c(t) \quad (29)$$

and  $k(\bar{T} - x)$  known.

## 2.5 Social security in the model

I will examine two options for social security financing in this model. A tax on consumption,  $\nu_c$ , will be levied against all consumption in the model. I will also examine a payroll tax,  $\nu_w$ , as done in Findley and Caliendo (2009). I will compare the two alternate tax regimes. The unfunded program has a balanced budget and the individual does not take into account the effects that his consumption level has on the level of benefits, such that

$$b = \frac{\nu_c \left[ \int_0^{T-x} c(t) dt + \int_{T-x}^T c(t) dt + \int_T^{\bar{T}-x} c(t) dt + \int_{\bar{T}-x}^{\bar{T}} c(t) dt \right]}{\bar{T} - T} + R w \nu_w \quad (30)$$

for  $t \in [T, \bar{T}]$ .

The use of a consumption tax to finance benefits creates an implicit function, since  $c(t)$

is a function of  $b$  while  $b$  is a function of  $c(t)$ . Yet, it is possible to numerically approximate the level of benefits. Due to the inelasticity of labor supply in this model the payroll-tax portion of benefits is easily demonstrated analytically.

### 3 Simulation and numerical exercises

#### 3.1 Baseline model parameters

The baseline parameters are summarized in Table(1). I set  $T = 40$  and  $\bar{T} = 55$  which represents an individual who enters the work force at age 25, retires at age 65, and dies at age 80. I set the real rate of return,  $r$ , to 0.035. The worker to retiree ratio is approximately 2.667. I set  $r = \rho$  following convention. I set  $\phi = 1$ , making utility logarithmic.

#### 3.2 Optimal tax rates

I will allow the model to determine the optimal payroll tax rate,  $\nu_w^*$ , and the optimal consumption tax rate,  $\nu_c^*$ , for each planning horizon length,  $x$ . The optimal rate for both programs is the rate that paternalistically maximizes lifetime utility for the individual,

$$\nu_c^* \equiv \arg \max_{\nu_c \in [0,1]; \nu_w=0} \left\{ \int_0^{T-x} e^{-\mu t} \frac{c(t)^{1-\phi}}{1-\phi} dt + \int_{T-x}^T e^{-\mu t} \frac{c(t)^{1-\phi}}{1-\phi} dt + \int_T^{\bar{T}-x} e^{-\mu t} \frac{c(t)^{1-\phi}}{1-\phi} dt + \int_{\bar{T}-x}^{\bar{T}} e^{-\mu t} \frac{c(t)^{1-\phi}}{1-\phi} dt \right\} \quad (31)$$

$$\nu_w^* \equiv \arg \max_{\nu_w \in [0,1]; \nu_c=0} \left\{ \int_0^{T-x} e^{-\mu t} \frac{c(t)^{1-\phi}}{1-\phi} dt + \int_{T-x}^T e^{-\mu t} \frac{c(t)^{1-\phi}}{1-\phi} dt + \int_T^{\bar{T}-x} e^{-\mu t} \frac{c(t)^{1-\phi}}{1-\phi} dt + \int_{\bar{T}-x}^{\bar{T}} e^{-\mu t} \frac{c(t)^{1-\phi}}{1-\phi} dt \right\}, \quad (32)$$

where  $\mu$  is the social discount rate.

#### 3.3 Individual life-cycle consumption profiles

Simulated consumption profiles using the baseline parameters in Table(1) can be seen in Figure(1) for the case of no transfer program  $\nu_c = 0$  and for the case of a program with  $\nu_c = 0.10$ . The individual consumes less during Phase 1 and part of Phase 2, but has increased consumption during part of Phase 2 and all of Phases 3 and 4. The consumption tax does

not distort the asset account during Phase 1 as seen in Figure(2). The tax proportionally decreases consumption during Phase 1. This non-distortion of the asset account holds for a wide array of parameters as shown in Figures(2,4,6). During Phase 2-4 the tax rate does change saving rates and consumption levels. It is important to note that the asset account with a program in place is always less than or equal to the asset account when a program is not present. This is similar to the result for the LCPI consumer in which the presence of an unfunded program causes the individual to save less for retirement.

### **3.4 Welfare analysis: social security vs. no program**

Here, I study an unfunded program financed by a consumption tax compared to the counterfactual of no program at all. In doing this, I define a compensating variation ( $CV$ ) as the percentage increase in period consumption that is needed to equalize lifetime utility without a program to the lifetime utility with an optimally parameterized social security program. In Table (2) I display the compensating variation. For all planning horizons which have a non-zero optimal tax, an unfunded program raises well-being. I also report in Table (3) that an optimally parametrized payroll-tax financed program is welfare improving, compared to no program at all.

### **3.5 Welfare analysis: consumption-tax financing vs. payroll-tax financing**

The welfare metric that I use is that of a paternalistic social planner, where the social discount rate of  $\mu$  evaluates utils over the entire life span, even though the individual is optimizing over a short-horizon. This is consistent with the majority of the behavioral economics literature.

I now define a uniquely different compensating variation,  $\Delta$ , to measure the percentage increase in  $c(t)$  under a particular tax regime in order to approximate the value of participating in an optimally parameterized social security program. With  $\phi = 1$  the utility

function becomes logarithmic, and  $\Delta$  solves the following equation,

$$\begin{aligned}
& \left\{ \int_0^{T-x} e^{-\mu t} \ln [(1 + \Delta) c_{\nu_w}(t)] dt + \int_{T-x}^T e^{-\mu t} \ln [(1 + \Delta) c_{\nu_w}(t)] dt \right. \\
& \quad \left. + \int_T^{\bar{T}-x} e^{-\mu t} \ln [(1 + \Delta) c_{\nu_w}(t)] dt + \int_{\bar{T}-x}^{\bar{T}} e^{-\mu t} \ln [(1 + \Delta) c_{\nu_w}(t)] dt \right\} \\
= & \left\{ \int_0^{T-x} e^{-\mu t} \ln [c_{\nu_c}(t)] dt + \int_{T-x}^T e^{-\mu t} \ln [c_{\nu_c}(t)] dt \right. \\
& \quad \left. + \int_T^{\bar{T}-x} e^{-\mu t} \ln [c_{\nu_c}(t)] dt + \int_{\bar{T}-x}^{\bar{T}} e^{-\mu t} \ln [c_{\nu_c}(t)] dt \right\}. \tag{33}
\end{aligned}$$

Solving for  $\Delta$  gives

$$\Delta = \exp \left[ \frac{U_c - U_w}{\int_0^{\bar{T}} e^{-\mu t} dt} \right] - 1 \tag{34}$$

where

$$\begin{aligned}
U_w = & \left\{ \int_0^{T-x} e^{-\mu t} \ln [c_{\nu_w}(t)] dt + \int_{T-x}^T e^{-\mu t} \ln [c_{\nu_w}(t)] dt \right. \\
& \quad \left. + \int_T^{\bar{T}-x} e^{-\mu t} \ln [c_{\nu_w}(t)] dt + \int_{\bar{T}-x}^{\bar{T}} e^{-\mu t} \ln [c_{\nu_w}(t)] dt \right\} \tag{35}
\end{aligned}$$

$$\begin{aligned}
U_c = & \left\{ \int_0^{T-x} e^{-\mu t} \ln [c_{\nu_c}(t)] dt + \int_{T-x}^T e^{-\mu t} \ln [c_{\nu_c}(t)] dt \right. \\
& \quad \left. + \int_T^{\bar{T}-x} e^{-\mu t} \ln [c_{\nu_c}(t)] dt + \int_{\bar{T}-x}^{\bar{T}} e^{-\mu t} \ln [c_{\nu_c}(t)] dt \right\}. \tag{36}
\end{aligned}$$

The optimal tax rates are reported in Tables(4-9) for a range of parameter values.

I compare the utility of two identical individuals under the different tax regimes using the  $\Delta$  metric. As reported in Tables(4-9), I find that the consumption-tax financed program has a higher total welfare, but only marginally. When using the Ramsey criteria for measuring welfare (such that the social planner does not discount utility,  $\mu = 0$ ), I find that there are large gains in well-being from a consumption-tax financed program compared to a payroll-tax financed program. In this partial-equilibrium model the differences between the consumption and saving profiles are relatively small, with the paths almost laying on top of each other. But the cumulative utility gains from the consumption-tax financed program are sizable.

### 3.6 Robustness check of computational code

To check for potential computational errors in the simulation environment, I calculate the present value of taxes collected over a given planning horizon. If the present value of taxes is equal across tax regimes, then the behavior should be the same regardless of which tax regime is in place. I analytically solve for when each of the two regimes have the same present value of tax revenues for a given planning horizon.

The present value of taxes in a payroll-tax financed regime is

$$I_w = \int_{t_0}^{t_0+x} e^{-rt} w \nu_w dt, \quad (37)$$

and the present value of taxes in a consumption-tax financed program is

$$I_c = \int_{t_0}^{t_0+x} e^{-rt} \nu_c \hat{c}(t) dt, \quad (38)$$

where  $\hat{c}(t)$  is the planned consumption path from the perspective of the planning instant  $t_0$ . Setting (37) equal to (38) yields

$$\nu_w = \frac{\nu_c}{1 + \nu_c} \quad (39)$$

where the derivation is found in Appendix B. I use this equation to estimate the difference in the present values of the tax regimes within the simulations environment. I found the two calculations to be almost identical.

## 4 Summary and possible extensions for future work

The presence of an unfunded security program can improve well-being. A consumption-tax financed program leads to slightly higher levels of well-being as compared to a program using payroll taxation. Due to the smoothing of consumption over the life-cycle, there is an increase in lifetime utility. There is an opportunity to extend this research by allowing factor prices to adjust given behavior in the model. A general-equilibrium setting would likely lean to different quantitative results. This merits further investigation. Another in-

interesting extension could be heterogeneity in the length of planning horizons across different individuals in the model population.

## Appendix A: derivations of consumption and savings profiles

### Phase 1 $[0, T - x]$

The individual solves

$$\max_{c(t)} : \int_{t_0}^{t_0+x} e^{-\rho(t-t_0)} \frac{c(t)^{1-\phi}}{1-\phi} dt \quad (40)$$

subject to

$$\frac{dk(t)}{dt} = rk(t) + w(1 - \nu_w) - (1 + \nu_c)c(t) \quad (41)$$

$$k(t_0) \text{ given} \quad (42)$$

$$k(t_0 + x) = 0. \quad (43)$$

Using the Maximum Principle for a one-stage problem results in the following Hamiltonian equation and optimality conditions,

$$H = e^{-\rho(t-t_0)} \frac{c(t)^{1-\phi}}{1-\phi} + \lambda(t) (rk(t) + w(1 - \nu_w) - (1 + \nu_c)c(t)) \quad (44)$$

$$\frac{\partial H}{\partial c} = e^{-\rho(t-t_0)} c(t)^{-\phi} - \lambda(t) (1 + \nu_c) = 0 \quad (45)$$

$$\frac{\partial H}{\partial k} = r\lambda(t) = -\frac{d\lambda}{dt} \quad (46)$$

$$\frac{\partial H}{\partial \lambda} = rk(t) + w(1 - \nu_w) - (1 + \nu_c)c(t) = \frac{dk(t)}{dt}. \quad (47)$$

Solving the maximum condition for  $c(t)$

$$c(t) = \left( e^{-\rho(t-t_0)} \frac{1}{\lambda(t) (1 + \nu_c)} \right)^{\frac{1}{\phi}}. \quad (48)$$

Solving the costate equation

$$\frac{d\lambda}{dt} = -r\lambda(t) \rightarrow \lambda(t) = ae^{-rt}. \quad (49)$$

The constant of integration can be definitized such that

$$\lambda(t_0) = ae^{-rt_0} \quad (50)$$

$$a = \lambda(t_0) e^{rt_0} \quad (51)$$

$$\lambda(t) = \lambda(t_0) e^{r(t_0-t)}. \quad (52)$$

Substituting equation (52) into (48) gives

$$c(t) = \left( e^{-\rho(t-t_0)} \frac{1}{\lambda(t_0) e^{r(t_0-t)} (1 + \nu_c)} \right)^{\frac{1}{\phi}} \quad (53)$$

$$= e^{gt} \left( \frac{1}{\lambda(t_0) (1 + \nu_c)} e^{(r-\rho)t_0} \right)^{\frac{1}{\phi}} \quad (54)$$

where  $g = \frac{r - \rho}{\phi}$ . This can be simplified as

$$c(t) = e^{gt} A \quad (55)$$

where  $A = \left( \frac{1}{\lambda(t_0) (1 + \nu_c)} e^{(r-\rho)t_0} \right)^{\frac{1}{\phi}}$  is a transformation of the unknown constant. Solving the state equation yields

$$k(t) = e^{rt} \left[ q + \int^t (w(1 - \nu_w) - (1 + \nu_c) c(j)) e^{-rj} dj \right]. \quad (56)$$

Using the boundary condition,  $k(t_0)$  given, pins down the constant of integration

$$k(t_0) = e^{rt_0} \left[ q + \int^{t_0} (w(1 - \nu_w) - (1 + \nu_c) c(j)) e^{-rj} dj \right] \quad (57)$$

$$k(t_0) e^{-rt_0} = q + \int^{t_0} (w(1 - \nu_w) - (1 + \nu_c) c(j)) e^{-rj} dj \quad (58)$$

$$q = k(t_0) e^{-rt_0} - \int^{t_0} (w(1 - \nu_w) - (1 + \nu_c) c(j)) e^{-rj} dj. \quad (59)$$



The particular solution is

$$k(t) = e^{rt} \left[ k(t_0) e^{-rt_0} + \int_{t_0}^t (w(1 - \nu_w) - (1 + \nu_c) c(j)) e^{-rj} dj \right]. \quad (60)$$

Using the other boundary condition,  $k(t_0 + x) = 0$ ,

$$e^{rt_0+x} \left[ k(t_0) e^{-rt_0} + \int_{t_0}^{t_0+x} (w(1 - \nu_w) - (1 + \nu_c) c(j)) e^{-rj} dj \right] = 0 \quad (61)$$

$$k(t_0) e^{-rt_0} + \int_{t_0}^{t_0+x} (w(1 - \nu_w) - (1 + \nu_c) c(j)) e^{-rj} dj = 0 \quad (62)$$

$$k(t_0) e^{-rt_0} + \int_{t_0}^{t_0+x} w(1 - \nu_w) e^{-rj} dj = \int_{t_0}^{t_0+x} (1 + \nu_c) c(j) e^{-rj} dj. \quad (63)$$

Substituting equation (55) into (63) gives

$$k(t_0) e^{-rt_0} + \int_{t_0}^{t_0+x} w(1 - \nu_w) e^{-rj} dj = \int_{t_0}^{t_0+x} (1 + \nu_c) e^{gj} A e^{-rj} dj \quad (64)$$

$$(1 + \nu_c) A \int_{t_0}^{t_0+x} e^{(g-r)j} dj = k(t_0) e^{-rt_0} + \int_{t_0}^{t_0+x} w(1 - \nu_w) e^{-rj} dj, \quad (65)$$

which allows us to solve for the transformation of the unknown constant

$$A = \frac{k(t_0) e^{-rt_0} + \int_{t_0}^{t_0+x} w(1 - \nu_w) e^{-rj} dj}{(1 + \nu_c) \int_{t_0}^{t_0+x} e^{(g-r)j} dj}. \quad (66)$$

Therefore, planned consumption is

$$\hat{c}(t) = e^{gt} \left[ \frac{k(t_0) e^{-rt_0} + \int_{t_0}^{t_0+x} w(j) (1 - \nu_w) e^{-rj} dj}{(1 + \nu_c) \int_{t_0}^{t_0+x} e^{(g-r)j} dj} \right] \quad (67)$$

in closed-form. Since actual behavior will be decided from reoptimization at every instant, the actual paths can be mapped by replacing  $t_0$  with  $t$  in (67). This gives the actual consumption path

$$c(t) = e^{gt} \left[ \frac{k(t) e^{-rt} + \int_t^{t+x} w(1 - \nu_w) e^{-rj} dj}{(1 + \nu_c) \int_t^{t+x} e^{(g-r)j} dj} \right] \quad (68)$$

$$= e^{gt} \left[ \frac{k(t) e^{-rt} + \frac{w(1-\nu_w)}{r} (e^{-rt} - e^{-rt} e^{-rx})}{\frac{(1+\nu_c)}{(g-r)} (e^{(g-r)t} e^{(g-r)x} - e^{(g-r)t})} \right] \quad (69)$$

$$= k(t) z_1 + w z_2 \quad (70)$$

with algebraic simplification, where

$$z_1 = \frac{(g-r)}{(1+\nu_c)(e^{(g-r)x} - 1)} \quad (71)$$

$$z_2 = \frac{(1-\nu_w)(g-r)(1-e^{-rx})}{(1+\nu_c)(e^{(g-r)x} - 1)}. \quad (72)$$

Substituting equation (70) into the law of motion that governs the actual evolution of the asset account,

$$\frac{dk(t)}{dt} = rk(t) + w(1-\nu_w) - (1+\nu_c)(k(t)z_1 + wz_2) \quad (73)$$

$$= k(t)(r - z_1(1+\nu_c)) + w(1-\nu_w) - (1+\nu_c)wz_2. \quad (74)$$

Solving this differential equation gives

$$k(t) = e^{(r-z_1(1+\nu_c))t} \left[ q + \int_0^t (w(1-\nu_w) - (1+\nu_c)wz_2) e^{-(r-z_1(1+\nu_c))j} dj \right]. \quad (75)$$

With the initial condition,  $k(0) = 0$ , and with  $\Omega = r - (1+\nu_c)z_1$ , the constant can be identified

$$0 = e^{\Omega \cdot 0} \left[ q + \int_0^0 (w(1-\nu_w) - (1+\nu_c)wz_2) e^{-\Omega j} dj \right] \quad (76)$$

$$q = - \int_0^0 (w(1-\nu_w) - (1+\nu_c)wz_2) e^{-\Omega j} dj \quad (77)$$

which provides a closed-form solution for the asset path during Phase 1

$$k(t) = e^{\Omega t} \int_0^t (w(1-\nu_w) - (1+\nu_c)wz_2) e^{-\Omega j} dj \quad (78)$$

$$= (e^{\Omega t} - 1) \frac{w((1-\nu_w) - (1+\nu_c)z_2)}{\Omega}. \quad (79)$$

**Phase 2**  $[T - x, T]$

The individual can see both work income and the social security benefits flow, but he is still working. The individual solves

$$\max_{c(t)} : \int_{t_0}^{t_0+x} e^{-\rho(t-t_0)} \frac{c(t)^{1-\phi}}{1-\phi} dt \quad (80)$$

subject to

$$\frac{dk(t)}{dt} = rk(t) + w(1 - \nu_w) - (1 + \nu_c)c(t) \quad (81)$$

for  $t = [t_0, T]$  and

$$\frac{dk(t)}{dt} = rk(t) + b - (1 + \nu_c)c(t) \quad (82)$$

for  $t = [T, t_0 + x]$ , where

$$k(t_0 + x) = 0 \quad (83)$$

$$k(t_0) \text{ given.} \quad (84)$$

Using the Maximum Principle for two-stage problems results in the following Hamiltonians and optimality conditions,

$$H_1 = e^{-\rho(t-t_0)} \frac{c(t)^{1-\phi}}{1-\phi} + \lambda_1(t) (rk(t) + w(1 - \nu_w) - (1 + \nu_c)c(t)) \quad (85)$$

$$H_2 = e^{-\rho(t-t_0)} \frac{c(t)^{1-\phi}}{1-\phi} + \lambda_2(t) (rk(t) + b - (1 + \nu_c)c(t)) \quad (86)$$

$$\frac{\partial H_1}{\partial c} = e^{-\rho(t-t_0)} c(t)^{-\phi} - \lambda_1(t) (1 + \nu_c) = 0 \quad (87)$$

$$\frac{\partial H_1}{\partial k} = r\lambda_1(t) = -\frac{d\lambda_1}{dt} \quad (88)$$

$$\frac{\partial H_1}{\partial \lambda_1} = rk(t) + w(1 - \nu_w) - (1 + \nu_c)c(t) = \frac{dk(t)}{dt} \quad (89)$$

$$\frac{\partial H_2}{\partial c} = e^{-\rho(t-t_0)} c(t)^{-\phi} - \lambda_2(t) (1 + \nu_c) = 0 \quad (90)$$

$$\frac{\partial H_2}{\partial k} = r\lambda_2(t) = -\frac{d\lambda_2}{dt} \quad (91)$$

$$\frac{\partial H_2}{\partial \lambda_2} = rk(t) + b - (1 + \nu_c) c(t) = \frac{dk(t)}{dt}. \quad (92)$$

The two multipliers are defined as  $\lambda_1$  for  $t = [t_0, T]$  and  $\lambda_2$  for  $t = [T, t_0 + x]$  and obey the costate equations, (88) and (91), rewritten as

$$\frac{d\lambda_1}{dt} = -r\lambda_1(t) \quad (93)$$

for  $t = [t_0, T]$

$$\frac{d\lambda_2}{dt} = -r\lambda_2(t) \quad (94)$$

for  $t = [T, t_0 + x]$ . Two-stage problems require a condition,

$$\lambda_1(T) = \lambda_2(T), \quad (95)$$

which links the multipliers at the switch point. Solving equations (93) and (94) while definitizing the constants of integration yields

$$\lambda_1(t) = a_1 e^{-rt} \rightarrow a_1 = \lambda_1(T) e^{rT} \quad (96)$$

$$\lambda_2(t) = a_2 e^{-rt} \rightarrow a_2 = \lambda_2(T) e^{rT} \quad (97)$$

Invoking the matching condition gives  $\lambda_1(T) = \lambda_2(T) \rightarrow a_2 = a_1$ , such that continuity exists across the switchpoint such that subscripts can be dropped.

$$\lambda(t_0) = a e^{-rt_0} \quad (98)$$

$$a = \lambda(t_0) e^{rt_0} \quad (99)$$

$$\lambda(t) = \lambda(t_0) e^{r(t_0-t)} \quad (100)$$

Solving the first maximum condition for  $c(t)$  gives

$$c(t) = \left( e^{-\rho(t-t_0)} \frac{1}{\lambda(t)(1 + \nu_c)} \right)^{\frac{1}{\phi}}. \quad (101)$$

Substituting in equation (100) gives

$$c(t) = \left( e^{-\rho(t-t_0)} \frac{1}{\lambda(t_0) e^{r(t_0-t)} (1 + \nu_c)} \right)^{\frac{1}{\phi}} \quad (102)$$

$$= e^{gt} \left( \frac{1}{\lambda(t_0) (1 + \nu_c)} e^{(r-\rho)t_0} \right)^{\frac{1}{\phi}} \quad (103)$$

where  $g = \frac{r - \rho}{\phi}$ . This can be condensed

$$c(t) = e^{gt} A \quad (104)$$

where  $A = \left( \frac{1}{\lambda(t_0) (1 + \nu_c)} e^{(r-\rho)t_0} \right)^{\frac{1}{\phi}}$  is a transformation of the unknown constant. Solving the second maximum condition for  $c(t)$  yields

$$c(t) = \left( e^{-\rho(t-t_0)} \frac{1}{\lambda(t) (1 + \nu_c)} \right)^{\frac{1}{\phi}} \quad (105)$$

and substituting equation (100) into (105) yields

$$c(t) = \left( e^{-\rho(t-t_0)} \frac{1}{\lambda(t_0) e^{r(t_0-t)} (1 + \nu_c)} \right)^{\frac{1}{\phi}} \quad (106)$$

$$= e^{gt} \left( \frac{1}{\lambda(t_0) (1 + \nu_c)} e^{(r-\rho)t_0} \right)^{\frac{1}{\phi}} \quad (107)$$

where  $g = \frac{r - \rho}{\phi}$ . This can also be simplified

$$c(t) = e^{gt} A \quad (108)$$

where  $A = \left( \frac{1}{\lambda(t_0) (1 + \nu_c)} e^{(r-\rho)t_0} \right)^{\frac{1}{\phi}}$  is also a transformation of the unknown constant. Note that (108) and (104) are identical, therefore no distinction will be made after this.

Solving the first state equation gives

$$k(t) = e^{rt} \left[ q + \int^t (w(1 - \nu_w) - (1 + \nu_c) c(j)) e^{-rj} dj \right] \quad (109)$$

for  $t \in [t_0, T]$ . Using the initial condition  $k(t_0)$  given definitizes the unknown constant,

$$k(t_0) = e^{rt_0} \left[ q + \int^{t_0} (w(1 - \nu_w) - (1 + \nu_c) c(j)) e^{-rj} dj \right] \quad (110)$$

$$k(t_0) e^{-rt_0} = q + \int^{t_0} (w(1 - \nu_w) - (1 + \nu_c) c(j)) e^{-rj} dj \quad (111)$$

$$q = k(t_0) e^{-rt_0} - \int^{t_0} (w(1 - \nu_w) - (1 + \nu_c) c(j)) e^{-rj} dj. \quad (112)$$

This gives the intended asset path for  $t \in [t_0, T]$ ,

$$k(t) = e^{rt} \left[ k(t_0) e^{-rt_0} + \int_{t_0}^t (w(1 - \nu_w) - (1 + \nu_c) c(j)) e^{-rj} dj \right] \quad (113)$$

Evaluate (113) at  $t = T$

$$k(T) = e^{rT} \left[ k(t_0) e^{-rt_0} + \int_{t_0}^T (w(1 - \nu_w) - (1 + \nu_c) c(j)) e^{-rj} dj \right]. \quad (114)$$

Solving the second state equation gives

$$k(t) = e^{rt} \left[ q + \int^t (b - (1 + \nu_c) c(j)) e^{-rj} dj \right] \quad (115)$$

for  $t \in [T, t_0 + x]$ . Using  $k(t_0 + x) = 0$  identifies the unknown constant,

$$k(t_0 + x) = e^{rt_0+x} \left[ q + \int^{t_0+x} (b - (1 + \nu_c) c(j)) e^{-rj} dj \right] = 0 \quad (116)$$

$$q = - \int^{t_0+x} (b - (1 + \nu_c) c(j)) e^{-rj} dj. \quad (117)$$

Therefore, the particular solution is

$$k(t) = e^{rt} \left[ \int_{t_0+x}^t (b - (1 + \nu_c) c(j)) e^{-rj} dj \right], \quad (118)$$

which can be evaluated at  $t = T$ ,

$$k(T) = e^{rT} \left[ \int_{t_0+x}^T (b - (1 + \nu_c) c(j)) e^{-rj} dj \right]. \quad (119)$$

Set (114) equal to (119)

$$\begin{aligned}
& e^{rT} \left[ \int_{t_0+x}^T (b - (1 + \nu_c) c(j)) e^{-rj} dj \right] \\
= & e^{rT} \left[ k(t_0) e^{-rt_0} + \int_{t_0}^T (w(1 - \nu_w) - (1 + \nu_c) c(j)) e^{-rj} dj \right]. \tag{120}
\end{aligned}$$

This can be rearranged

$$\begin{aligned}
& k(t_0) e^{-rt_0} + \int_{t_0}^T w(1 - \nu_w) e^{-rj} dj - \int_{t_0+x}^T b e^{-rj} dj \\
= & \int_{t_0}^T (1 + \nu_c) c(j) e^{-rj} dj - \int_{t_0+x}^T (1 + \nu_c) c(j) e^{-rj} dj \tag{121}
\end{aligned}$$

and further simplified

$$\begin{aligned}
& (1 + \nu_c) \int_{t_0}^{t_0+x} c(j) e^{-rj} dj \\
= & k(t_0) e^{-rt_0} + \int_{t_0}^T w(1 - \nu_w) e^{-rj} dj + \int_T^{t_0+x} b e^{-rj} dj. \tag{122}
\end{aligned}$$

Substituting in for  $c(t)$ ,

$$\begin{aligned}
& (1 + \nu_c) A \int_{t_0}^{t_0+x} e^{gj} e^{-rj} dj \\
= & k(t_0) e^{-rt_0} + \int_{t_0}^T w(1 - \nu_w) e^{-rj} dj + \int_T^{t_0+x} b e^{-rj} dj \tag{123}
\end{aligned}$$

the transformation of the unknown constant is identified,

$$A = \frac{k(t_0) e^{-rt_0} + \int_{t_0}^T w(1 - \nu_w) e^{-rj} dj + \int_T^{t_0+x} b e^{-rj} dj}{(1 + \nu_c) \int_{t_0}^{t_0+x} e^{gj} e^{-rj} dj}. \tag{124}$$

Inserting (124) into (108) yields planned consumption in closed-form,

$$\hat{c}(t) = \frac{k(t_0) e^{-rt_0} + \int_{t_0}^T w(z) (1 - \nu_w) e^{-rz} dz + \int_T^{t_0+x} b(t) e^{-rz} dz}{(1 + \nu_c) \int_{t_0}^{t_0+x} e^{gt} e^{-rz} dz} e^{gt}. \tag{125}$$

Replacing  $t_0$  with  $t$  gives the actual consumption path

$$c(t) = \frac{k(t) e^{-rt} + \int_t^T w(1 - \nu_w) e^{-rj} dj + \int_T^{t+x} b e^{-rj} dj}{(1 + \nu_c) \int_t^{t+x} e^{(g-r)j} dj} e^{gt} \quad (126)$$

$$= \frac{k(t) e^{-rt} + \frac{w(1 - \nu_w)}{r} (e^{-rt} - e^{-rT}) + \frac{b}{r} (e^{-rT} - e^{-r(t+x)})}{\frac{(1 + \nu_c)}{(g - r)} (e^{(t+x)(g-r)} - e^{(g-r)t})}. \quad (127)$$

Using  $z_1$  from above, this can be simplified

$$c(t) = k(t)z_1 + \frac{w(1 - \nu_w)}{r} z_1 e^{rt} (e^{-rt} - e^{-rT}) + \frac{b}{r} z_1 e^{rt} (e^{-rT} - e^{-r(t+x)}). \quad (128)$$

Inserting (128) into  $\frac{dk(t)}{dt} = rk(t) + w(1 - \nu_w) - (1 + \nu_c)c(t)$  gives

$$\begin{aligned} \frac{dk(t)}{dt} &= rk(t) + w(1 - \nu_w) - (1 + \nu_c)k(t)z_1 + \frac{(1 + \nu_c)w(1 - \nu_w)}{r} z_1 e^{rt} (e^{-rT} - e^{-rt}) \\ &\quad + (1 + \nu_c) \frac{b}{r} z_1 e^{rt} (e^{-r(t+x)} - e^{-rT}) \end{aligned} \quad (129)$$

$$\begin{aligned} &= k(t)\Omega + w(1 - \nu_w) + \frac{(1 + \nu_c)w(1 - \nu_w)}{r} z_1 e^{rt} (e^{-rT} - e^{-rt}) \\ &\quad + (1 + \nu_c) \frac{b}{r} z_1 e^{rt} (e^{-r(t+x)} - e^{-rT}) \end{aligned} \quad (130)$$

rewritten with  $\Omega = (r - (1 + \nu_c)z_1)$ . Solving this differential equation yields a general solution,

$$\begin{aligned} k(t) &= e^{\Omega t} \left( q + \int^t \left[ w(1 - \nu_w) - (1 + \nu_c) \left( \frac{w(1 - \nu_w)}{r} z_1 e^{rj} (e^{-rj} - e^{-rT}) \right. \right. \right. \\ &\quad \left. \left. \left. + \frac{b}{r} z_1 e^{rj} [e^{-rT} - e^{-r(j+x)}] \right) \right] e^{-\Omega j} dj \right). \end{aligned} \quad (131)$$

Using the initial condition for Phase 2 definitizes the unknown constant,  $q$ , such that

$$\begin{aligned} k(T - x) &= e^{\Omega(T-x)} \left( q + \int^{T-x} \left[ w(1 - \nu_w) - (1 + \nu_c) \left( \frac{w(1 - \nu_w)}{r} z_1 e^{rj} (e^{-rj} - e^{-rT}) \right. \right. \right. \\ &\quad \left. \left. \left. + \frac{b}{r} z_1 e^{rj} [e^{-rT} - e^{-r(j+x)}] \right) \right] e^{-\Omega j} dj \right) \end{aligned} \quad (132)$$



$$\begin{aligned}
q &= k(T-x)e^{-\Omega(T-x)} - \int^{T-x} \left[ w(1-\nu_w) - (1+\nu_c) \left( \frac{w(1-\nu_w)}{r} z_1 e^{rj} (e^{-rf} - e^{-rT}) \right. \right. \\
&\quad \left. \left. + \frac{b}{r} z_1 e^{rj} [e^{-rT} - e^{-r(j+x)}] \right) \right] e^{-\Omega j} dj. \tag{133}
\end{aligned}$$

This yields the actual solution for the asset path

$$\begin{aligned}
k(t) &= k(T-x)e^{-\Omega(T-x-t)} + e^{\Omega t} \int_{T-x}^t \left[ (1-\nu_w)w - (1+\nu_c) \left( \frac{w(1-\nu_w)}{r} z_1 e^{rj} (e^{-rj} - e^{-rT}) \right. \right. \\
&\quad \left. \left. + \frac{b}{r} z_1 e^{rj} [e^{-rT} - e^{-r(j+x)}] \right) \right] e^{-\Omega j} dj \tag{134}
\end{aligned}$$

$$\begin{aligned}
&= e^{\Omega t} k(T-x) e^{-\Omega(T-x)} + e^{\Omega t} \int_{T-x}^t w(1-\nu_w) e^{-\Omega j} dj \\
&\quad - e^{\Omega t} \int_{T-x}^t (1+\nu_c) \frac{w(1-\nu_w)}{r} z_1 e^{rj} (e^{-rj} - e^{-rT}) e^{-\Omega j} dj \\
&\quad - e^{\Omega t} \int_{T-x}^t (1+\nu_c) \frac{b}{r} z_1 e^{rj} (e^{-rT} - e^{-r(j+x)}) e^{-\Omega j} dj \tag{135}
\end{aligned}$$

$$\begin{aligned}
&= e^{\Omega t} \left[ e^{-\Omega(T-x)} k(T-x) + \frac{w(1-\nu_w)}{\Omega} (e^{-\Omega(T-x)} - e^{-\Omega t}) \right. \\
&\quad - \frac{w(1-\nu_w)(1+\nu_c)z_1}{r} \int_{T-x}^t [1 - e^{-r(T-j)}] e^{-\Omega j} dj \\
&\quad \left. - \frac{b(1+\nu_c)z_1}{r} \int_{T-x}^t e^{rj} (e^{-rT} - e^{-r(j+x)}) e^{-\Omega j} dj \right] \tag{136}
\end{aligned}$$

$$\begin{aligned}
&= e^{\Omega t} \left[ e^{-\Omega(T-x)} k(T-x) + \frac{w(1-\nu_w)}{\Omega} (e^{-\Omega(T-x)} - e^{-\Omega t}) \right. \\
&\quad - \frac{w(1-\nu_w)(1+\nu_c)z_1}{r} \left[ \int_{T-x}^t e^{-\Omega j} dj - \int_{T-x}^t e^{-r(T-j)} e^{-\Omega j} dj \right] \\
&\quad \left. - \frac{b(1+\nu_c)z_1}{r} \left( \int_{T-x}^t e^{-rT} e^{(r-\Omega)j} dj - \int_{T-x}^t e^{-rx} e^{-\Omega j} dj \right) \right] \tag{137}
\end{aligned}$$

$$\begin{aligned}
&= e^{\Omega t} \left( e^{-\Omega(T-x)} k(T-x) + \frac{w(1-\nu_w)}{\Omega} \left( e^{-\Omega(T-x)} - e^{-\Omega t} \right) \right. \\
&\quad \left. + \frac{w(1-\nu_w)(1+\nu_c)z_1}{r} \left[ \frac{e^{-rT}}{r-\Omega} \left( e^{(r-\Omega)t} - e^{(r-\Omega)(T-x)} - \frac{1}{\Omega} \left[ e^{-\Omega(T-x)} - e^{-\Omega t} \right] \right) \right] \right. \\
&\quad \left. + \frac{b(1+\nu_c)z_1}{r} \left[ \frac{e^{-rT}}{r-\Omega} \left( e^{(r-\Omega)(T-x)} - e^{(r-\Omega)t} \right) + \frac{e^{-rx}}{\Omega} \left( e^{-\Omega(T-x)} - e^{-\Omega t} \right) \right] \right). \quad (138)
\end{aligned}$$

### Phase 3 $[T, \bar{T} - x]$

The individual solves

$$\max_{c(t)} : \int_{t_0}^{t_0+x} e^{-\rho(t-t_0)} \frac{c(t)^{1-\phi}}{1-\phi} dt \quad (139)$$

subject to

$$\frac{dk(t)}{dt} = rk(t) + b - (1+\nu_c)c(t) \quad (140)$$

$$k(t_0) \text{ given} \quad (141)$$

$$k(t_0+x) = 0. \quad (142)$$

Using the Maximum Principle, the Hamiltonian and optimality conditions are

$$H = e^{-\rho(t-t_0)} \frac{c(t)^{1-\phi}}{1-\phi} + \lambda(t) (rk(t) + b - (1+\nu_c)c(t)) \quad (143)$$

$$\frac{\partial H}{\partial c} = e^{-\rho(t-t_0)} c(t)^{-\phi} - \lambda(t) (1+\nu_c) = 0 \quad (144)$$

$$\frac{\partial H}{\partial k} = r\lambda(t) = -\frac{d\lambda}{dt} \quad (145)$$

$$\frac{\partial H}{\partial \lambda} = rk(t) + b - (1+\nu_c)c(t) = \frac{dk(t)}{dt}. \quad (146)$$

Solving the maximum condition gives

$$c(t) = \left( e^{-\rho(t-t_0)} \frac{1}{\lambda(t)(1+\nu_c)} \right)^{\frac{1}{\phi}}, \quad (147)$$

and solving the costate equation yields

$$\frac{d\lambda}{dt} = -r\lambda(t) \rightarrow \lambda(t) = ae^{-rt}, \quad (148)$$

where the unknown constant can be rewritten

$$\lambda(t_0) = ae^{-rt_0} \quad (149)$$

$$a = \lambda(t_0) e^{rt_0} \quad (150)$$

such that

$$\lambda(t) = \lambda(t_0) e^{r(t_0-t)}. \quad (151)$$

Substituting (151) into (147),

$$c(t) = \left( e^{-\rho(t-t_0)} \frac{1}{\lambda(t_0) e^{r(t_0-t)} (1 + \nu_c)} \right)^{\frac{1}{\phi}} \quad (152)$$

$$= e^{gt} \left( \frac{1}{\lambda(t_0) (1 + \nu_c)} e^{(r-\rho)t_0} \right)^{\frac{1}{\phi}}, \quad (153)$$

where  $g = \frac{r - \rho}{\phi}$ . The notation can be compressed for simplicity, such that

$$c(t) = e^{gt} A \quad (154)$$

where  $A = \left( \frac{1}{\lambda(t_0) (1 + \nu_c)} e^{(r-\rho)t_0} \right)^{\frac{1}{\phi}}$  is again a transformation of the unknown constant of integration. Solving the state equation yields

$$k(t) = e^{rt} \left[ q + \int^t (b - (1 + \nu_c) c(j)) e^{-rj} dj \right] \quad (155)$$

for  $t \in [t_0, t_0 + x]$ . Using the initial condition,  $k(t_0)$  given, identifies  $q$

$$k(t_0) = e^{rt_0} \left[ q + \int^{t_0} (b - (1 + \nu_c) c(j)) e^{-rj} dj \right] \quad (156)$$

$$q = k(t_0) e^{-rt_0} - \int^{t_0} (b - (1 + \nu_c) c(j)) e^{-rj} dj. \quad (157)$$

The intended asset path is therefore

$$k(t) = e^{rt} \left[ k(t_0) e^{-rt_0} + \int_{t_0}^t (b - (1 + \nu_c) c(j)) e^{-rj} dj \right]. \quad (158)$$

Using the boundary condition,  $k(t_0 + x) = 0$ ,

$$e^{r(t_0+x)} \left[ k(t_0) e^{-rt_0} + \int_{t_0}^{t_0+x} (b - (1 + \nu_c) c(j)) e^{-rj} dj \right] = 0, \quad (159)$$

which is simplified as

$$k(t_0) e^{-rt_0} + \int_{t_0}^{t_0+x} b e^{-rj} dj = \int_{t_0}^{t_0+x} (1 + \nu_c) c(j) e^{-rj} dj. \quad (160)$$

Substituting (154) in for  $c(t)$  gives

$$k(t_0) e^{-rt_0} + \int_{t_0}^{t_0+x} b e^{-rj} dj = \int_{t_0}^{t_0+x} (1 + \nu_c) e^{gj} A e^{-rj} dj \quad (161)$$

$$(1 + \nu_c) A \int_{t_0}^{t_0+x} e^{(g-r)j} dj = k(t_0) e^{-rt_0} + \int_{t_0}^{t_0+x} b e^{-rj} dj, \quad (162)$$

where the transformation of the unknown constant is identified

$$A = \frac{k(t_0) e^{-rt_0} + \int_{t_0}^{t_0+x} b e^{-rj} dj}{(1 + \nu_c) \int_{t_0}^{t_0+x} e^{(g-r)j} dj}. \quad (163)$$

Therefore, the planned consumption path is

$$\hat{c}(t) = e^{gt} \left[ \frac{k(t_0) e^{-rt_0} + \int_{t_0}^{t_0+x} b e^{-rj} dj}{(1 + \nu_c) \int_{t_0}^{t_0+x} e^{(g-r)j} dj} \right]. \quad (164)$$

Replacing  $t_0$  with  $t$  yields the actual consumption path,

$$c(t) = e^{gt} \left[ \frac{k(t) e^{-rt} + \int_t^{t+x} b e^{-rj} dj}{(1 + \nu_c) \int_t^{t+x} e^{(g-r)j} dj} \right] \quad (165)$$

$$= e^{gt} \left[ \frac{k(t) e^{-rt} + \frac{b}{r} (e^{-rt} - e^{-r(t+x)})}{(1 + \nu_c) \frac{e^{(g-r)t} - e^{(g-r)(t+x)}}{(g-r)}} \right]. \quad (166)$$

Using  $z_1$  from above and reducing the fraction,

$$c(t) = k(t)z_1 + \frac{\frac{b}{r}(g-r)(1-e^{-rx})}{(1+\nu_c)(e^{(g-r)x}-1)} \quad (167)$$

$$= k(t)z_1 + bz_3$$

where

$$z_3 = \frac{(g-r)(1-e^{-rx})}{r(1+\nu_c)(e^{(g-r)x}-1)}. \quad (168)$$

The actual law of motion for Phase 3 is

$$\frac{dk(t)}{dt} = rk(t) + b - (1+\nu_c)c(t) \quad (169)$$

$$= rk(t) + b - (1+\nu_c)[k(t)z_1 + bz_3] \quad (170)$$

$$= k(t)(r - (1+\nu_c)z_1) + b(1 - (1+\nu_c)z_3). \quad (171)$$

Rewriting this with  $\Omega = r - (1+\nu_c)z_1$  and then solving gives a general solution

$$k(t) = e^{\Omega t} \left[ q + \int^t b(1 - (1+\nu_c z_3)) e^{-\Omega j} dj \right]. \quad (172)$$

Using the actual initial condition for Phase 3 identifies the unknown constant

$$k(T) = e^{\Omega T} \left[ q + \int^T b(1 - (1+\nu_c z_3)) e^{-\Omega j} dj \right] \quad (173)$$

$$q = k(T)e^{-\Omega T} - \int^T b(1 - (1+\nu_c z_3)) e^{-\Omega j} dj. \quad (174)$$

The actual asset path is therefore

$$k(t) = e^{\Omega t} \left[ k(T)e^{-\Omega T} + \int_T^t b(1 - (1+\nu_c z_3)) e^{-\Omega j} dj \right] \quad (175)$$

$$= e^{\Omega t} \left[ k(T)e^{-\Omega T} + \frac{b(1 - (1+\nu_c z_3))}{\Omega} (e^{-\Omega T} - e^{-\Omega t}) \right] \quad (176)$$

$$= k(T)e^{-\Omega(T-t)} + \frac{b(1 - (1 + \nu_c z_3))}{\Omega} \left( e^{-\Omega(T-t)} - 1 \right). \quad (177)$$

**Phase 4**  $[\bar{T} - x, \bar{T}]$

There is no time inconsistency in this phase. The path can be easily acquired by evaluating (164) at  $t_0 = \bar{T} - x$ ,

$$c(t) = e^{gt} \left[ \frac{k(\bar{T} - x) e^{-r(\bar{T}-x)} + \int_{\bar{T}-x}^{\bar{T}} b e^{-rj} dj}{(1 + \nu_c) \int_{\bar{T}-x}^{\bar{T}} e^{(g-r)j} dj} \right] \quad (178)$$

$$= e^{gt} \left[ \frac{k(\bar{T} - x) e^{-r(\bar{T}-x)} - \frac{b(e^{-r\bar{T}} - e^{-r(\bar{T}-x)})}{r}}{(1 + \nu_c) (e^{(g-r)\bar{T}} - e^{(g-r)(\bar{T}-x)})} \right] (g - r) \quad (179)$$

$$= e^{gt} (g - r) \left[ \frac{k(\bar{T} - x) e^{-r(\bar{T}-x)} - \frac{b e^{-r\bar{T}} (1 - e^{rx})}{r}}{(1 + \nu_c) e^{(g-r)\bar{T}} (1 - e^{-x(g-r)})} \right] \quad (180)$$

$$= e^{gt} \frac{(g - r)}{(1 + \nu_c)} \left[ \frac{k(\bar{T} - x) e^{rx} - \frac{b(1 - e^{rx})}{r}}{e^{g\bar{T}} (1 - e^{-x(g-r)})} \right]. \quad (181)$$

Defining

$$z_4 = \frac{(g - r)}{(1 + \nu_c)} \left[ \frac{k(\bar{T} - x) e^{rx} - \frac{b(1 - e^{rx})}{r}}{e^{g\bar{T}} (1 - e^{-x(g-r)})} \right], \quad (182)$$

actual consumption can be rewritten

$$c(t) = e^{gt} z_4. \quad (183)$$

Coupled with  $\frac{dk(t)}{dt} = rk(t) + b - (1 + \nu_c)c(t)$  and  $k(\bar{T} - x)$  given, (183) characterizes the asset path during Phase 4.

## Appendix B: derivation of the present value of taxes

Assuming  $t_0 = 0$  for simplicity of demonstration, which corresponds to Phase 1, the present value of taxes paid over a short horizon in the payroll-tax financed regime is

$$I_w \equiv \int_0^x e^{-rt} \nu_w w dt \quad (184)$$

$$= \frac{\nu_w w}{r} (1 - e^{-rx}). \quad (185)$$

The present value of taxes paid in the consumption-tax financed regime is

$$I_c \equiv \int_0^x e^{-rt} \nu_c \hat{c}(t) dt \quad (186)$$

$$= \frac{\nu_c \hat{c}(0)}{g - r} (e^{(g-r)x} - 1) \quad (187)$$

where

$$\hat{c}(t) = \hat{c}(0) e^{gt}, \quad (188)$$

and where

$$\hat{c}(0) = \frac{w(1 - \nu_w) \int_0^x e^{-rt} dt}{(1 + \nu_c) \int_0^x e^{(g-r)t} dt} \quad (189)$$

$$= \frac{\frac{w(1 - \nu_w)}{r} (1 - e^{-rx})}{\frac{(1 + \nu_c)}{(g - r)} (e^{(g-r)x} - 1)}. \quad (190)$$

This can be rewritten

$$I_c = \frac{\nu_c}{g - r} (e^{(g-r)x} - 1) \frac{\frac{w(1 - \nu_w)}{r} (1 - e^{-rx})}{\frac{(1 + \nu_c)}{(g - r)} (e^{(g-r)x} - 1)} \quad (191)$$

$$= \frac{\nu_c w (1 - \nu_w)}{(1 + \nu_c) r} (1 - e^{-rx}). \quad (192)$$

Comparing only one tax regime at a time,  $\nu_w = 0$  such that

$$I_c = \frac{\nu_c w}{(1 + \nu_c) r} (1 - e^{-rx}) \quad (193)$$

Setting  $I_c$  equal to  $I_w$  with a scalar inserted suggests

$$I_w \Gamma = I_c, \tag{194}$$

or rewritten with substitution

$$\frac{\nu_w w}{r} (1 - e^{-rx}) \Gamma = \frac{\nu_c w}{(1 + \nu_c)r} (1 - e^{-rx}). \tag{195}$$

This can also be written as

$$\Gamma = \frac{\nu_c}{(1 + \nu_c)\nu_w}, \tag{196}$$

or as

$$\nu_w = \frac{\nu_c}{(1 + \nu_c)} \tag{197}$$

with  $\Gamma = 1$ .



## References

- Akerlof, G. A. (2002). Behavioral Macroeconomics and Macroeconomic Behavior. *American Economic Review* 92(3), 411-433.
- Altig, D., Auerbach, A., Kotlikoff, L., Smetters, K., & Walliser, J. 2001. "Simulating Fundamental Tax Reform in the United States." *American Economic Review*, 91(3): 574-95.
- Auerbach, A. J. & Kotlikoff, L. J., 1987. "Evaluating Fiscal Policy with a Dynamic Simulation Model," *American Economic Review*, American Economic Association, vol. 77(2), pages 49-55, May.
- Caliendo, F. N., & Aaland, D. (2007). Short-term planning and the life-cycle consumption puzzle. *Journal of Economic Dynamics and Control*, 31(4), 1392-1415.
- Caliendo, F. N. & Gahramanov, E. (2009). Hunting the Unobservables for Optimal Social Security: A General-Equilibrium Approach. *Public Finance Review* 37(4), 470-502.
- Carroll, C. D., & Summers, L. H. (1991). Consumption growth parallels income growth: some new evidence. In B. D. Bernheim & J. B. Shoven (Eds.), *National saving and economic performance* (pp. 305-343). Chicago: University of Chicago Press and National Bureau of Economic Research.
- Coleman, W.J., 2000. Welfare and optimum dynamic taxation of consumption and income. *Journal of Public Economics* 76, 1-39.
- Correia, I. (2010). Consumption Tax and Redistribution. *American Economic Review* 100(4): 1673-1694
- Diamond, P. & Orszag, P. (2005). *Saving Social Security: A Balanced Approach*. Washington, DC: Brookings Institution Press.
- Docquier, F. (2002). On the Optimality of Public Pensions in an Economy with Life-Cyclers and Myopes. *Journal of Economic Behavior and Organization* 47(1), 121-140.
- Feenberg D.R., Mitrusi, A. & Poterba, J. 1997. "Distributional Effects of Adopting a National Retail Sales Tax," NBER Chapters, in: *Tax Policy and the Economy*, Volume 11, pages 49-90 National Bureau of Economic Research, Inc.
- Feldstein, M. (1985). The Optimal Level of Social Security Benefits. *Quarterly Journal of Economics* 100(2), 303-320.
- Findley, T. S. & Caliendo, F. N. (2009). Short Horizons, Time Inconsistency, and Optimal Social Security. *International Tax and Public Finance* 16(4), 487-513.
- Gentry, W. M. & Hubbard, R. G. 1997. "Distributional Implications of Introducing a Broad-Based Consumption Tax." In *Tax Policy and the Economy*, Vol. 11, ed. James M. Poterba, 1-48. Cambridge, MA: MIT Press.
- Gahramanov, E. & Tang, X. (2013). Should We Refinance Unfunded Social Security?. *Economica* 80(319) 532-565.
- Huggett, M. & Ventura, G., 1999. "On the Distributional Effects of Social Security Reform," *Review of Economic Dynamics*, Elsevier for the Society for Economic Dynamics, vol. 2(3), pages 498-531, July.
- İmrohoroğlu, A., İmrohoroğlu, S., & Joines D. (2003). Time-Inconsistent Preferences and Social Security. *Quarterly Journal of Economics* 118(2), 745-784.

- Kanbur, R., Pirttilä J., & Tuomala, M. (2006). Non-Welfarist Optimal Taxation and Behavioural Public Economics. *Journal of Economic Surveys* 20(5), 849-868.
- Kotlikoff, L. J., Spivak, A. & Summers, L. (1982). The Adequacy of Savings. *American Economic Review* 72(5), 1056-1069.
- Kumru, Ç. S. & Thanopoulos, A. C., 2008. "Social security and self control preferences," *Journal of Economic Dynamics and Control*, Elsevier, vol. 32(3), pages 757-778, March.
- Laibson, D. (1998). Life-Cycle Consumption and Hyperbolic Discount Functions. *European Economic Review* 42(3-5), 861-871.
- Ventura, G. (1999). "Flat Tax Reform: A Quantitative Exploration." *Journal of Economic Dynamics and Control*, 23(9-10): 1425-58.

Table 1

Baseline parameters

|                         |           |       |
|-------------------------|-----------|-------|
| Retirement date         | $T$       | 40    |
| Date of death           | $\bar{T}$ | 55    |
| planning horizon        | $x$       | 10    |
| IEIS                    | $\phi$    | 1     |
| Personal discount rate  | $\rho$    | 0.035 |
| retiree to worker ratio | $R$       | 2.667 |
| wage                    | $w$       | 40000 |
| real rate or return     | $r$       | 0.035 |

Table 2

No program vs. consumption-tax financed program

|    | $W_0$       | $W_w^*$     | $CV$      |
|----|-------------|-------------|-----------|
| 1  | 236.3025252 | 252.6870847 | 34.70285% |
| 2  | 246.2265692 | 252.7763546 | 12.64679% |
| 3  | 249.5221449 | 252.8793832 | 6.29422%  |
| 4  | 251.1668483 | 252.9992367 | 3.38774%  |
| 5  | 252.152197  | 253.1384632 | 1.80939%  |
| 6  | 252.8081444 | 253.2981998 | 0.89499%  |
| 7  | 253.2759645 | 253.4785241 | 0.36897%  |
| 8  | 253.6262497 | 253.6790217 | 0.09600%  |
| 9  | 253.898201  | 253.899142  | 0.00171%  |
| 10 | 254.1153312 | 254.1153312 | 0         |
| 11 | 254.292599  | 254.292599  | 0         |
| 12 | 254.4399751 | 254.4399751 | 0         |
| 13 | 254.564361  | 254.564361  | 0         |
| 14 | 254.6706858 | 254.6706858 | 0         |
| 15 | 254.7625637 | 254.7625637 | 0         |

$$\rho = 0.035, \mu = .035, r = 0.035, \bar{T} = 55, T = 40$$

Table 3

No program vs. payroll-tax financed program

|    | $W_0$       | $W_c^*$     | $CV$      |
|----|-------------|-------------|-----------|
| 1  | 236.3025252 | 252.6862788 | 34.70088% |
| 2  | 246.2265692 | 252.7732336 | 12.64040% |
| 3  | 249.5221449 | 252.8726371 | 6.28118%  |
| 4  | 251.1668483 | 252.9881505 | 3.36690%  |
| 5  | 252.152197  | 253.123226  | 1.78118%  |
| 6  | 252.8081444 | 253.2802075 | 0.86199%  |
| 7  | 253.2759645 | 253.4606859 | 0.33642%  |
| 8  | 253.6262497 | 253.6661419 | 0.07256%  |
| 9  | 253.898201  | 253.898201  | 0         |
| 10 | 254.1153312 | 254.1153312 | 0         |
| 11 | 254.292599  | 254.292599  | 0         |
| 12 | 254.4399751 | 254.4399751 | 0         |
| 13 | 254.564361  | 254.564361  | 0         |
| 14 | 254.6706858 | 254.6706858 | 0         |
| 15 | 254.7625637 | 254.7625637 | 0         |

$$\rho = 0.035, \mu = .035, r = 0.035, \bar{T} = 55, T = 40$$

Table 4

| $x$ | $\nu_c^*$ | $U_c^*$  | $\nu_w^*$ | $U_w^*$  | $\Delta$ |
|-----|-----------|----------|-----------|----------|----------|
| 1   | .125      | 252.6871 | .112      | 252.6863 | 0.00330% |
| 2   | .116      | 252.7764 | .104      | 252.7732 | 0.01279% |
| 3   | .106      | 252.8794 | .096      | 252.8726 | 0.02765% |
| 4   | .094      | 252.9992 | .086      | 252.9882 | 0.04544% |
| 5   | .079      | 253.1385 | .073      | 253.1232 | 0.06246% |
| 6   | .063      | 253.2982 | .059      | 253.2802 | 0.07376% |
| 7   | .045      | 253.4785 | .042      | 253.4607 | 0.07312% |
| 8   | .025      | 235.6790 | .022      | 253.6661 | 0.05279% |
| 9   | .004      | 254.8991 | 0         | 253.8982 | 0.00386% |
| 10  | 0         | 254.1153 | 0         | 254.1153 | 0        |
| 11  | 0         | 254.2926 | 0         | 254.2926 | 0        |
| 12  | 0         | 254.4400 | 0         | 254.4400 | 0        |
| 13  | 0         | 254.5644 | 0         | 254.5644 | 0        |
| 14  | 0         | 254.6707 | 0         | 254.6707 | 0        |
| 15  | 0         | 254.7626 | 0         | 254.7626 | 0        |

Note.  $\rho = 0.035, \mu = .035, r = 0.035, \bar{T} = 55, T = 40$

Table 5

| $x$ | $\nu_c^*$ | $U_c^*$  | $\nu_w^*$ | $U_w^*$  | $\Delta$ |
|-----|-----------|----------|-----------|----------|----------|
| 1   | .174      | 308.4714 | .149      | 308.4695 | .00657%  |
| 2   | .165      | 308.5540 | .142      | 308.5463 | .02570%  |
| 3   | .155      | 308.6604 | .134      | 308.6437 | .05608%  |
| 4   | .142      | 308.7936 | .124      | 308.7654 | .09448%  |
| 5   | .126      | 308.9556 | .112      | 308.9151 | .13564%  |
| 6   | .109      | 309.1477 | .097      | 309.0962 | .17233%  |
| 7   | .089      | 309.3703 | .079      | 309.3119 | .19544%  |
| 8   | .066      | 309.6234 | .058      | 309.8617 | .19325%  |
| 9   | .042      | 309.9069 | .033      | 309.8617 | .15141%  |
| 10  | .016      | 310.2202 | .004      | 310.2047 | .05193%  |
| 11  | 0         | 310.5562 | 0         | 310.5562 | 0        |
| 12  | 0         | 310.8565 | 0         | 310.8565 | 0        |
| 13  | 0         | 311.1156 | 0         | 311.1156 | 0        |
| 14  | 0         | 311.3416 | 0         | 311.3416 | 0        |
| 15  | 0         | 311.5403 | 0         | 311.5403 | 0        |

Note.  $\rho = 0.025$ ,  $\mu = 0.025$ ,  $r = 0.035$ ,  $\bar{T} = 55$ ,  $T = 40$

Table 6

| $x$ | $\nu_c^*$ | $U_c^*$  | $\nu_w^*$ | $U_w^*$  | $\Delta$ |
|-----|-----------|----------|-----------|----------|----------|
| 1   | .089      | 211.4763 | .082      | 211.4761 | .00123%  |
| 2   | .080      | 211.5726 | .074      | 211.5716 | .00477%  |
| 3   | .070      | 211.6777 | .066      | 211.6756 | .01039%  |
| 4   | .059      | 211.7964 | .056      | 211.7913 | .01668%  |
| 5   | .046      | 211.9263 | .044      | 211.9219 | .02148%  |
| 6   | .031      | 212.0735 | .030      | 212.0691 | .02193%  |
| 7   | .015      | 212.2356 | .013      | 212.2327 | .01427%  |
| 8   | 0         | 212.4104 | 0         | 212.4104 | 0        |
| 9   | 0         | 212.5603 | 0         | 212.5603 | 0        |
| 10  | 0         | 212.6770 | 0         | 212.6770 | 0        |
| 11  | 0         | 212.7700 | 0         | 212.7700 | 0        |
| 12  | 0         | 212.8452 | 0         | 212.8452 | 0        |
| 13  | 0         | 212.9070 | 0         | 212.9070 | 0        |
| 14  | 0         | 212.9585 | 0         | 212.9585 | 0        |
| 15  | 0         | 213.0018 | 0         | 213.0018 | 0        |

Note.  $\rho = 0.045$ ,  $\mu = 0.045$ ,  $r = 0.035$ ,  $\bar{T} = 55$ ,  $T = 40$

Table 7

| $x$ | $\nu_c^*$ | $U_c^*$  | $\nu_w^*$ | $U_w^*$  | $\Delta$ |
|-----|-----------|----------|-----------|----------|----------|
| 1   | .374      | 565.3000 | .272      | 562.7388 | 4.76679% |
| 2   | .371      | 565.3004 | .271      | 562.9414 | 4.38237% |
| 3   | .366      | 565.3026 | .269      | 563.1766 | 3.94103% |
| 4   | .359      | 565.3085 | .266      | 563.4393 | 3.45695% |
| 5   | .349      | 565.3209 | .262      | 563.7199 | 2.95371% |
| 6   | .337      | 565.3431 | .257      | 564.0081 | 2.45685% |
| 7   | .323      | 565.3782 | .250      | 564.2955 | 1.98807% |
| 8   | .306      | 565.4298 | .242      | 564.5765 | 1.56368% |
| 9   | .288      | 565.5014 | .232      | 564.8478 | 1.19540% |
| 10  | .267      | 565.5965 | .221      | 565.1082 | 0.89184% |
| 11  | .245      | 565.7188 | .207      | 565.3572 | 0.65964% |
| 12  | .220      | 565.8716 | .190      | 565.5949 | 0.50444% |
| 13  | .194      | 566.0587 | .170      | 565.8220 | 0.43127% |
| 14  | .166      | 566.2832 | .146      | 566.0400 | 0.44327% |
| 15  | .137      | 566.5486 | .116      | 566.2936 | 0.46484% |

Note.  $\rho = 0.035$ ,  $\mu = 0$ ,  $r = 0.035$ ,  $\bar{T} = 55$ ,  $T = 40$

Table 8

| $x$ | $\nu_c^*$ | $U_c^*$  | $\nu_w^*$ | $U_w^*$  | $\Delta$ |
|-----|-----------|----------|-----------|----------|----------|
| 1   | .374      | 565.2580 | .272      | 562.7530 | 4.65972% |
| 2   | .371      | 565.2970 | .271      | 562.9989 | 4.26686% |
| 3   | .365      | 565.3624 | .268      | 563.3064 | 3.80884% |
| 4   | .356      | 565.4555 | .264      | 563.6687 | 3.30197% |
| 5   | .344      | 565.5783 | .258      | 564.0726 | 2.77548% |
| 6   | .329      | 565.7334 | .251      | 564.5032 | 2.26184% |
| 7   | .311      | 565.9231 | .242      | 564.9476 | 1.78939% |
| 8   | .291      | 566.1499 | .230      | 565.3959 | 1.38025% |
| 9   | .268      | 566.4161 | .216      | 565.8412 | 1.0579%  |
| 10  | .243      | 566.7788 | .198      | 566.2785 | 0.91387% |
| 11  | .215      | 567.1300 | .177      | 566.7046 | 0.77635% |
| 12  | .186      | 567.5262 | .152      | 567.1175 | 0.74581% |
| 13  | .154      | 567.9690 | .121      | 567.5568 | 0.75219% |
| 14  | .121      | 568.4595 | .083      | 568.0839 | 0.68528% |
| 15  | .087      | 568.9987 | .037      | 568.7190 | 0.5984%  |

Note.  $\rho = 0.025$ ,  $\mu = 0$ ,  $r = 0.035$ ,  $\bar{T} = 55$ ,  $T = 40$

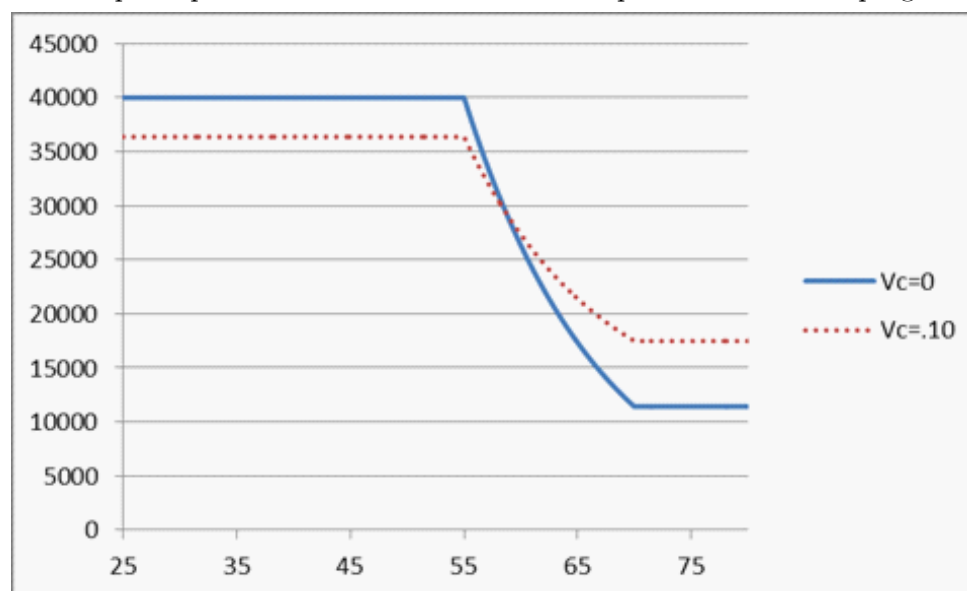
Table 9

| $x$ | $\nu_c^*$ | $U_c^*$  | $\nu_w^*$ | $U_w^*$  | $\Delta$  |
|-----|-----------|----------|-----------|----------|-----------|
| 1   | .374      | 565.2870 | .272      | 562.7246 | 4.76908%  |
| 2   | .372      | 565.2491 | .272      | 562.8844 | 4.39332%  |
| 3   | .368      | 565.1886 | .270      | 563.0481 | 3.96862%  |
| 4   | .362      | 565.1085 | .268      | 563.2125 | 3.50739%  |
| 5   | .354      | 565.0122 | .266      | 563.3713 | 3.02842%  |
| 6   | .345      | 564.9038 | .262      | 563.5181 | 2.55147%  |
| 7   | .334      | 564.7871 | .258      | 563.6479 | 2.09280%  |
| 8   | .321      | 564.6665 | .253      | 563.7588 | 1.66405%  |
| 9   | .306      | 564.5464 | .248      | 563.8506 | 1.27308%  |
| 10  | .290      | 564.4312 | .241      | 563.9246 | 0.92547%  |
| 11  | .272      | 564.3258 | .232      | 563.9828 | 0.62569%  |
| 12  | .253      | 564.235  | .222      | 564.0275 | 0.37794%  |
| 13  | .232      | 564.1636 | .211      | 564.0611 | 0.18659%  |
| 14  | .209      | 564.1167 | .196      | 564.0857 | 0.05648%  |
| 15  | .184      | 564.0995 | .179      | 564.1033 | -0.00702% |

Note.  $\rho = 0.045$ ,  $\mu = 0$ ,  $r = 0.035$ ,  $\bar{T} = 55$ ,  $T = 40$

Figure 1

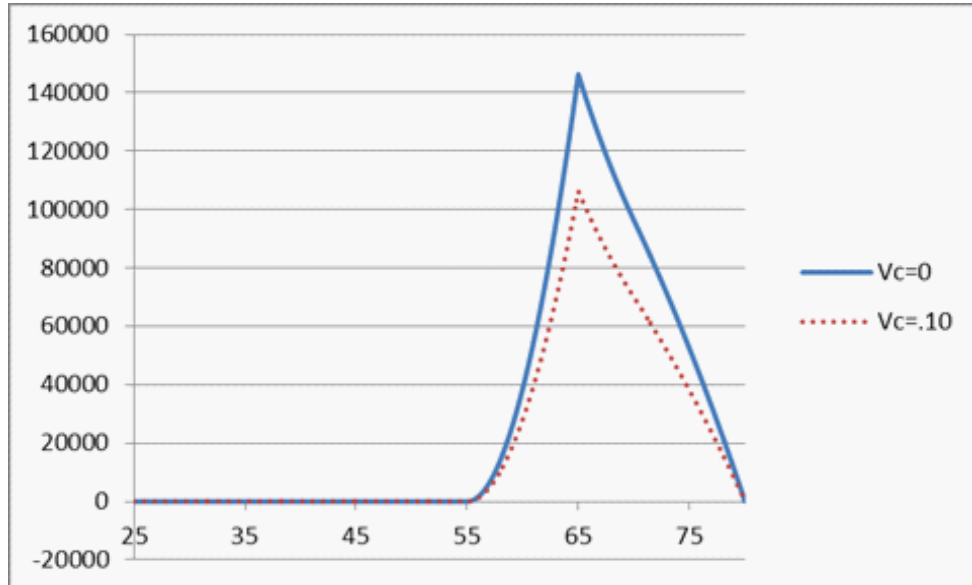
Consumption profiles with and without consumption-tax financed program



Note.  $\rho = 0.035$ ,  $r = 0.035$ ,  $\bar{T} = 55$ ,  $T = 40$ ,  $x = 10$

Figure 2

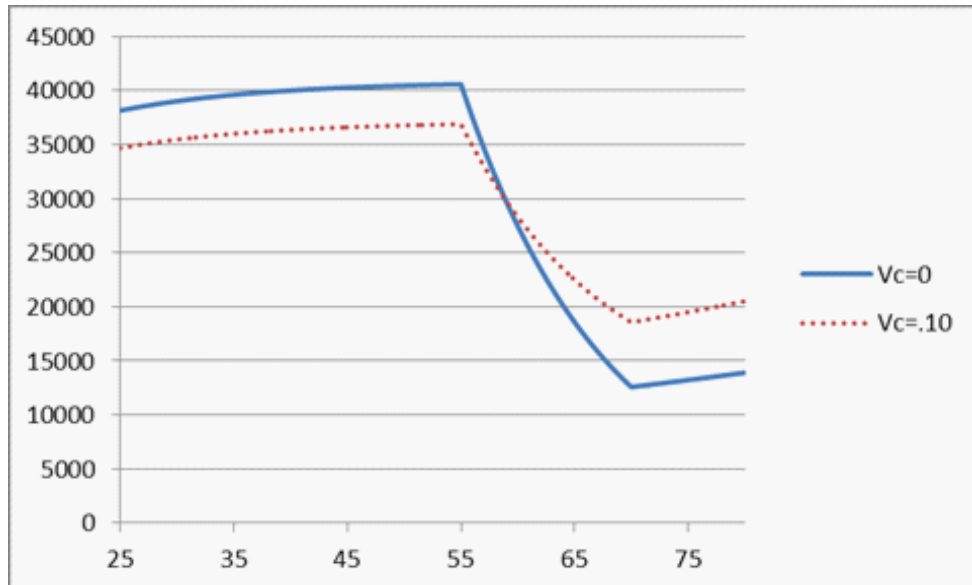
Asset accounts with and without consumption-tax financed program



Note.  $\rho = 0.035$ ,  $r = 0.035$ ,  $\bar{T} = 55$ ,  $T = 40$ ,  $x = 10$

Figure 3

Consumption profiles with and without consumption-tax financed program

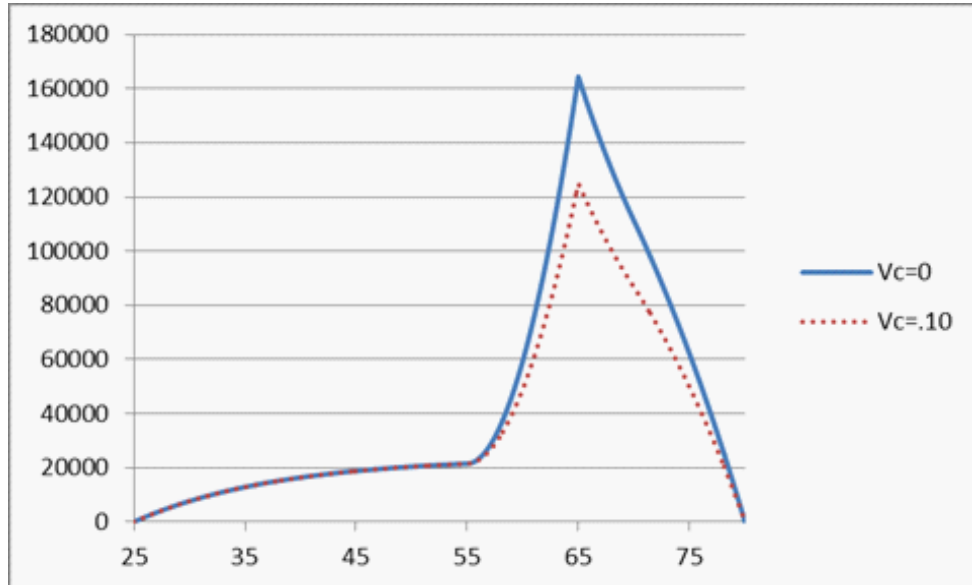


Note.  $\rho = 0.025$ ,  $r = 0.035$ ,  $\bar{T} = 55$ ,  $T = 40$ ,  $x = 10$



Figure 4

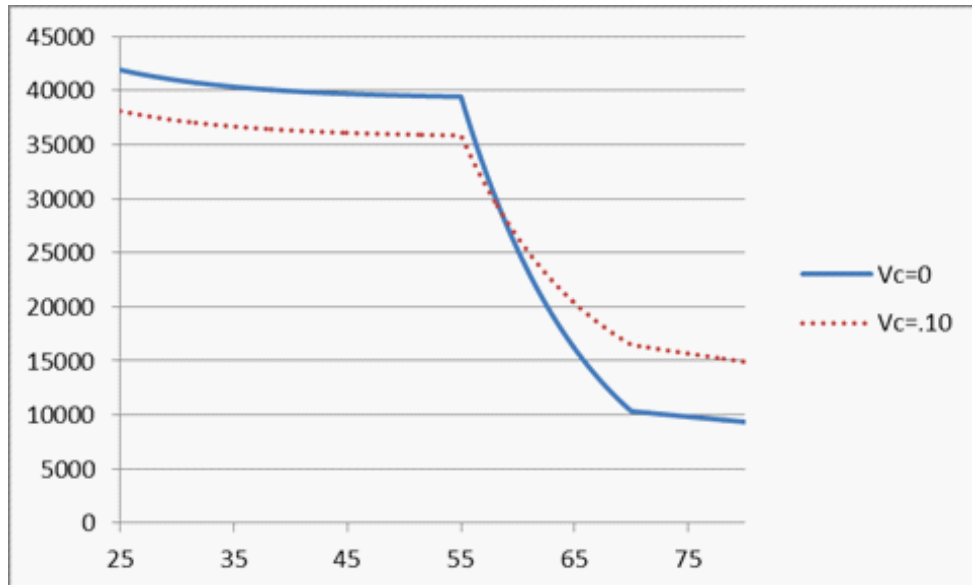
Asset accounts with and without consumption-tax financed program



Note.  $\rho = 0.025$ ,  $r = 0.035$ ,  $\bar{T} = 55$ ,  $T = 40$ ,  $x = 10$

Figure 5

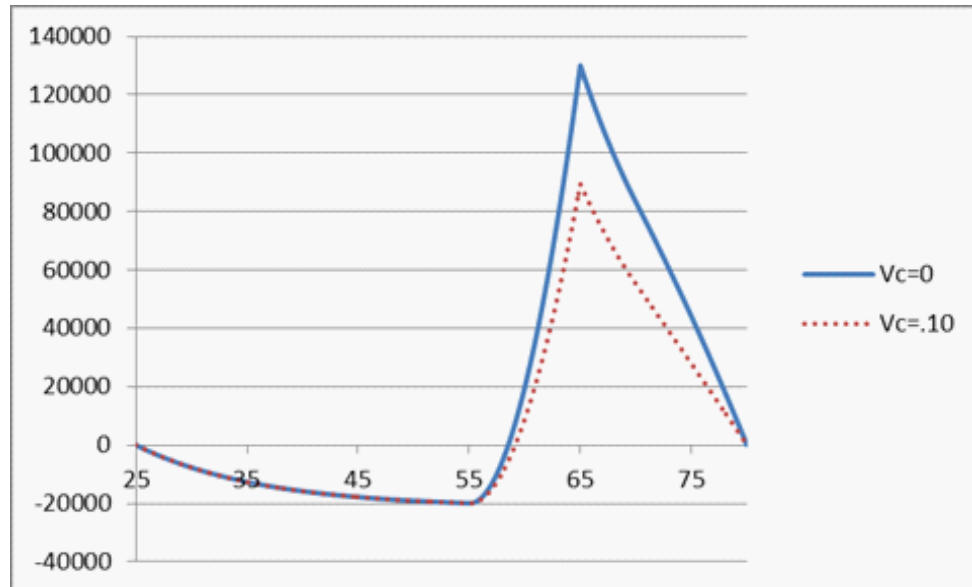
Consumption profiles with and without consumption-tax financed program



Note.  $\rho = 0.045$ ,  $r = 0.035$ ,  $\bar{T} = 55$ ,  $T = 40$ ,  $x = 10$

Figure 6

Asset accounts with and without consumption-tax financed program



Note.  $\rho = 0.045$ ,  $r = 0.035$ ,  $\bar{T} = 55$ ,  $T = 40$ ,  $x = 10$