

Utah State University

DigitalCommons@USU

Co

Bee Lab

5-22-1913

Descriptions of New Hymenoptera, No. 7

J. C. Crawford

United States National Museum

Follow this and additional works at: https://digitalcommons.usu.edu/bee_lab_co



Part of the [Entomology Commons](#)

Recommended Citation

Crawford, J. C., "Descriptions of New Hymenoptera, No. 7" (1913). Co. Paper 170.
https://digitalcommons.usu.edu/bee_lab_co/170

This Article is brought to you for free and open access by the Bee Lab at DigitalCommons@USU. It has been accepted for inclusion in Co by an authorized administrator of DigitalCommons@USU. For more information, please contact digitalcommons@usu.edu.



DESCRIPTIONS OF NEW HYMENOPTERA, No. 7


BY

J. C. CRAWFORD

Associate Curator, Division of Insects, United States National Museum

No. 1984.—From the Proceedings of the United States National Museum,
Vol. 45, pages 309-317

Published May 22, 1913



Washington
Government Printing Office
1913

Hymenoptera—Except bees

Systematic

DESCRIPTIONS OF NEW HYMENOPTERA, No. 7

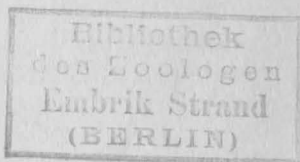
BY

J. C. CRAWFORD

Associate Curator, Division of Insects, United States National Museum

No. 1984.—From the Proceedings of the United States National Museum,
Vol. 45, pages 309-317

Published May 22, 1913



Washington
Government Printing Office
1913

DESCRIPTIONS OF NEW HYMENOPTERA, NO. 7.

By J. C. CRAWFORD,

Associate Curator, Division of Insects, United States National Museum.

Most of the species described in this paper are of economic importance, and for reference in economic literature their early description is desirable. The series from the species of *Agromyza* is noteworthy in view of the number of species previously described as parasites of the species of that genus. In this paper, in all cases where both sexes of a species are described, that last described is the allotype.

Superfamily VESPOIDEA.

POLISTES RUBIGINOSUS Lepelletier

Polistes perplexus CRESSON.

Polistes generosus CRESSON.

A large nest of this species containing many males was collected at Rosser, Texas, September 25, 1905, by Messrs. F. C. Bishoff and C. R. Jones. In addition to many normally colored males there were also several of each of the color variations described by Mr. Cresson under the two names listed above as synonyms. This nest made it possible to establish the synonymy and confirm the suspicion voiced by Mr. Cresson in his original descriptions of the two color variations of the male.

Superfamily CYNIPOIDEA.

AGLAOTOMA TEXANA, new species.

Female.—Length 1.5 mm. Black, shiny, almost impunctate except for a few scattered setigerous punctures; face elongate, produced below the eyes; antennæ testaceous, with the club dark-brown, reaching about the metanotum; scape short, hardly longer than wide and only slightly longer than second joint of antenna; third joint about as long as joints 1 and 2 together; scutellum, except elevation, rugose; the elevation long oval, smooth except a few large punctures along edge and a large fovea at apex; propodeum rugose; wings hyaline, veins light colored; legs, including coxæ, reddish testaceous; abdomen black, smooth, and shiny; the extreme base reddish.

Male.—Length 1.5 mm. Similar to the female except in secondary sexual characters, the antennæ being much longer than the insect itself, measuring over 2 mm.; the third joint of antennæ much longer than joints 1 and 2 combined, and about equal in length to joints 4 and 5 combined; joints 4–15 almost subequal in length.

Type-locality.—Dallas, Texas.

Described from three females and three males collected by F. C. Pratt, and recorded under Bureau of Entomology note number, Hunter Nos. 1611–27 and 1611–6.

Type.—Cat. No. 15543, U.S.N.M.

EUCOILA HUNTERI, new species.

Female.—Length about 1 mm. Dark brown, smooth and polished, with the femora lighter brown and the tibiæ and tarsi reddish-testaceous; antennæ brown, the scape and pedicel thickened, the scape very short, hardly longer than the pedicel and this only slightly longer than broad; third and fourth joints of antennæ slender, the third about as long as the second; joints 5 to 13 thickened, somewhat longer than broad and forming the club; elevation of scutellum concave, as broad as long and more triangular than ovoid in shape, with a row of pits just inside margin and a large fovea near the center; the upper part of the scutellum supporting the disk, smooth, the lower part rugose.

Male.—Unknown.

Type-locality.—Dallas, Texas.

Two specimens recorded under Bureau of Entomology note number, Hunter No. 2988, and with the additional note that it was bred from puparium of a miner on cotton leaves, 5.19.12; A. Rutherford, collector.

Type.—Cat. No. 15544, U.S.N.M.

This species runs in the table by Dalla Torre and Kieffer¹ to the genus *Eucoila*, sens str. It differs from *E. ruficornis* Ashmead and *E. alaskensis* Ashmead by the short third and fourth joints of the antennæ, by having the fovea on the scutellum discal instead of apical, as well as the broad subtriangular disk of scutellum.

This species is named in honor of W. D. Hunter, who is in charge of the branch of investigations from which this material was received.

PSILOSEMA PRATTI, new species.

Female.—Length about 1.25 mm.; black, shiny, impunctate, with sparse hairs; head produced behind the eyes, almost quadrate; antennæ dark brown; propodeum finely rugose, with two parallel median longitudinal carinæ; wings hyaline, the marginal fringes

¹ Das Tierreich, Lief. 24, Cynipidæ, 1910.

very long; wing veins light honey color; legs dark brown; abdomen smooth, shiny, rugose at extreme base.

Male.—Length 1.25 mm. Similar to the female except in sexual characters.

Type-locality.—Dallas, Texas.

Described from 8 specimens reared from manure by F. C. Pratt, after whom the species is named.

Type.—Cat. No. 15545, U.S.N.M.

Superfamily CHALCIDOIDEA.

Family CHALCIDIDÆ.

HONTALIA MAGNIFICA, new species.

Female.—Length about 7.5 mm.; ovipositor about 4.5 mm. Head above blue, face and cheeks greenish; thorax green with some coppery and bluish reflections, the scutellum with bluish in the bottoms of the punctures; abdomen æneous with greenish reflections; viewed laterally the lower spine of the head as long as the upper and along the dorsal surface the elevation crenulate; from above the outer and inner edges of the projection are strongly reflexed so that the flattened portion appears sunken; head and thorax with very large well-separated punctures, those on the mesoscutum about a puncture width apart; extreme base of mesoscutum smooth; punctures on scutellum larger and closer; propodeum at each side with a blunt spine at about the middle; propodeum with a median and lateral longitudinal carinæ which extend to the apex of the neck of the propodeum, the latter being at the sides of the neck; between the median and each lateral carina another carina extending from the base of the propodeum about half its length, making the propodeum 5-carinate; wings yellowish; fore and mid legs rufous, their coxæ green, hind legs green, their tarsi reddish; venter spined in front of each hind coxæ; hind coxæ longer than hind femora; petiole, seen from above, having the lateral margins carinate, and between these three carinæ making it from above 5-carinate; ventral spine of petiole about half its length; first abdominal segment about half of the length of abdomen; rest of segments except apical margins very finely punctured; sheaths of ovipositor longer than abdomen.

Type-locality.—Cabima, Panama.

One specimen collected May 27, 1911, by August Busck.

Type.—Cat. No. 15546, U.S.N.M.

This species differs from *H. cærulea* Cameron in color and in the number of carinæ on the propodeum and petiole and in having the ovipositor longer than the abdomen; *H. cameroni* Ashmead is figured as having three carinæ on the propodeum and four on the petiole.

PARENIACA, new genus.

Belongs to the tribe Dirhinini and has the habitus of *Eniaca*, from which it differs by having a pair of small subtriangular teeth below the large cornutions of the head (see fig. 1); funicle with eight joints, the first shorter than the pedicel, often subquadrate and therefore more or less ring like.

Type.—*Pareniaca schwarzi* Crawford.

This genus differs from *Dirhinus* in having the head 4-cornuted and in the pedicel being longer than the first segment of the funicle; it differs from *Hontalia* in habitus, in the nonmetallic color, in having the ovipositor not exerted, in the absence of an elongate spine ventrally on the first abdominal segment (petiole), etc.

PARENIACA SCHWARZI, new species.

Female.—Length about 4.5 mm. Black, with a slight aeneous tinge, head and thorax coarsely rugoso-punctate; antennæ, fore and mid legs, except coxæ, rufous; pedicel longer than second joint of funicle; first joint of funicle distinctly longer than broad, shorter than the second joint, about as long as the third joint of funicle; fourth joint longer than broad, fifth and following subquadrate; wings yellowish; tegulæ reddish; hind femora on lower edge near base inwardly with a tubercle; sternum in front of hind coxæ with two triangular projections; first segment of abdomen (petiole) transverse, with four dorsal carinæ between the lateral carinate (viewed from above) edges; second segment with eight or nine carinæ which are about three times as long as the first segment, reaching almost to the middle of the segment, this and following segments finely punctured at apex.



FIG. 1.—PARENIACA SCHWARZI.
SIDE VIEW OF HEAD OF FEMALE.

Type-locality.—Santa Rita Mountains, Arizona.

One female collected by E. A. Schwarz, after whom the species is named.

Type.—Cat. No. 15547, U.S.N.M.

(HONTALIA) PARENIACA RUFICORNIS (Cameron).

In this species the first abdominal segment (petiole) is slightly longer than broad and has four dorsal carinæ; the second segment has about six or seven carinæ which do not extend half the length of the segment. The species is readily distinguished by the infusate fore wings with subhyaline spots on the apex and on the front and posterior margins. In the United States National Museum there is a male from Cacao, Trece Aguas, Alta Vera Paz, Guatemala (Schwarz and Barber, collectors).

PARENIACA BUSCKI, new species.

Male.—Length about 2.25 mm. Black, the antennæ except the light reddish scape, dark reddish-brown; the fore and mid femora brown, their tibiæ lighter, hind legs black; head and thorax rugoso-punctate; first joint of funicle hardly as long as broad; second joint about as long as pedicel; wings yellowish, more so on the disk, so that the apical margin from the marginal vein outward and around on rear of wing to a point about opposite apex of marginal vein appears lighter; first abdominal segment longer than broad, with three dorsal carinæ, second segment with about three or four carinæ no longer than first segment and not more than one-fourth as long as second segment; second segment smooth apically.

Type-locality.—Cabima, Panama.

One specimen collected by August Busck, after whom it is named, May 27, 1911.

Type.—Cat. No. 15548, U.S.N.M.

(HONTALIA) PARENIACA KIRBYI (Ashmead).

The specimen deposited in the United States National Museum is a female instead of a male. It has the first abdominal segment slightly longer than broad, with three dorsal carinæ, the second segment with about eight carinæ which are about as long as first segment and about one-fourth as long as the second segment; the first joint of the funicle is shorter than the second and this is shorter than the pedicel.

Family PTEROMALIDÆ.

POLYCYSTUS FOERSTERI, new species.

Female.—Length about 2 mm. Head and thorax somewhat brassy green, the abdomen blue-green; head and thorax with somewhat irregular thimble-like punctures, those on the head finer, those on middle lobe of mesoscutum the coarsest; scape and pedicel greenish, rest of antennæ brown, with a slight greenish tinge; joints of funicle almost subequal in length and almost subquadrate; first joint of funicle shorter than pedicel; propodeum smooth, with strong median and lateral carinæ, and basad about midway between median and each lateral carina a fovea; wings hyaline; postmarginal vein shorter than marginal but distinctly longer than stigmal; legs, except the green coxæ, honey color; petiole about as long as hind coxæ; abdomen short, smooth, the basal segment at apex medially incised.

Male.—Length about 1.5 mm. Similar to the female but the head more blue, the face bluish-purple; antennæ, except club, flavous; enlarged apical joint of palpi yellowish; legs, except coxæ, light yellow in color.

Type-locality.—Lafayette, Indiana.

Described from a series of 18 specimens reared from *Agromyza angulata* by P. Luginbill, and recorded under Bureau of Entomology, United States Department of Agriculture, note number, Webster No. 9700.

Type.—Cat. No. 15549, U.S.N.M.

This species is named in honor of Arnold Foerster, whose work is the foundation of the modern classification of the Chalcidoidea.

CERCOCEPHALA ATROVIOLACEA, new species.

Female.—Length about 3 mm. Black, smooth and polished, the head with a purple luster, the thorax above with bluish and greenish luster, the abdomen with a purple luster; head oblong, the mandibles enlarged, reddish, 4-toothed at apex; ridge between antennæ broad, flattened, projecting, anteriorly truncate at a right angle, the extremity rounded; funicle 6-jointed, the first joint subquadrate, the pedicel about as long as joints one and two combined; antennal fossæ carinate exteriorly, just outside these fossæ a vertical slightly depressed area, about the width of the fossa, and finely vertically striate; propodeum basally finely transversely striate; elsewhere smooth; wings hyaline with a brown band at stigmal vein which does not extend apicad of the stigmal vein but extends basad of the base of the stigmal vein for somewhat more than the length of the stigmal; stigmated spot on submarginal vein without a tuft of hairs; legs concolorous with the body, the anterior tibiæ and all tarsi reddish testaceous.

Male.—Unknown.

Type-locality.—Las Vegas Hot Springs, New Mexico.

Described from seven specimens reared from Piñon cones infested by an undescribed genus of Scolytidæ, and recorded under Bureau of Entomology, Department of Agriculture, note number 9487.

Type.—Cat. No. 15550, U.S.N.M.

The large size, entirely dark color, the flattening of the dorsal aspect of the ridge between antennæ and the rounding off of its anterior angle distinguish this species.

Family EULOPHIDÆ.

DEROSTENUS AGROMYZÆ, new species.

Female.—Length about 0.87 mm. Similar in color and sculpture to *D. punctiventris*, but the wings without any stigmal cloud and none of the tibiæ annulate; all femora, except apices, aeneous.

Male.—Length about 0.70 mm. Similar to the female, except in secondary sexual characters; the scape somewhat flattened and dilated in front, the dilated portion thin.

Type-locality.—Lafayette, Indiana.

Host.—*Agromyza angulata*.

Described from a series of 17 specimens reared by P. Luginbill and recorded under Bureau of Entomology, United States Department of Agriculture, note number, Webster No. 9700.

Type.—Cat. No. 15551, U.S.N.M.

DEROSTENUS ARIZONENSIS, new species.

Female.—Length about 1.12 mm. Similar in color and sculpture to *D. punctiventris*, but the wings without a stigmal cloud, the hind tibiæ with a small spot near base, or this a complete annulus but no broader than the yellow basad of it; front tibiæ with a narrow black stripe beneath; mid tibiæ with a mark similar to that on posterior tibiæ or both the front and mid tibiæ almost immaculate.

Male.—Length about 0.7 mm. Similar to the female, except in secondary sexual characters, but the spot on the hind tibiæ very small.

Type-locality.—Tempe, Arizona (type female); Chandler, Arizona (allotype male). Paratypes from both localities.

The 14 specimens were reared from *Agromyza* in alfalfa and are recorded under Bureau of Entomology, United States Department of Agriculture, note numbers, Webster No. 7215 (type female) and 8771 (allotype male). The paratypes from Tempe bear the number 7215 and the one from Chandler the number 8771.

Type.—Cat. No. 15552, U.S.N.M.

The spot on the hind tibiæ is as variable in the male as it is in the female.

This species comes near (*Entedon*) *Derostenus diastatae* Howard and *D. agromyzæ* Crawford, but the former has a wide annulus on the hind tibiæ and the abdomen weakly sculptured, and the latter has the tibiæ immaculate.

DEROSTENUS VARIIPES, new species.

Female.—Length about 0.75 mm. Similar in color and sculpture to *D. punctiventris*, but the wings without a stigmal cloud, and the front and middle legs, except coxæ, entirely pallid; hind femora, except apices, aeneous, the hind tibiæ not annulate.

Male.—Unknown.


Type-locality.—Lafayette, Indiana.

Host.—*Agromyza pusilla*.

Described from one specimen reared by P. Luginbill and recorded under Bureau of Entomology, United States Department of Agriculture, note number, Webster No. 6395.

Type.—Cat. No. 15553, U.S.N.M.

The immaculate front and middle legs distinguish this species.



ENTEDON THOMSONI, new species.

Female.—Length about 2 mm. Green, the legs, except coxæ, white; face both above and below V-shaped furrow, without coarse punctures, smooth and shiny, along inner orbits with a few setigerous punctures; scape whitish at base; funicle and club somewhat compressed; joints of funicle elongate, the first the longest; vertex finely lineolately reticulate, at rear sharply carinate; mesonotum irregularly reticulate, the middle lobe coarsely so, the scutellum somewhat more finely so, the lateral lobes much more finely; propodeum with a few weak wrinkles and at base medially a small V-shaped carina with the point caudad; median carina obsolete; wings hyaline; petiole shorter than hind coxæ.

Male.—Length about 1.5 mm. Similar to the female except in secondary sexual characters; scape enlarged and flattened; median carina on propodeum distinct; propodeum more wrinkled than in female, and in part subreticulately wrinkled.

Type-locality.—Lafayette, Indiana.

Described from 13 specimens reared from *Agromyza angulata* by P. Luginbill and recorded under Bureau of Entomology, United States Department of Agriculture, note number, Webster No. 9700.

Type.—Cat. No. 15554, U.S.N.M.

This species is named in honor of the eminent hymenopterist, C. G. Thomson, whose careful work has done so much to aid the student of the Chalcidoidea.

PLEUROTROPIS UTAHENSIS, new species.

Female.—Length about 2.5 mm. Green, with brassy tints, more apparent on head, the abdomen, except basally, bronzy; head both above and below V-shaped furrow with thimble-like punctures; funicle 2-jointed; first joint of funicle longer than pedicel, the second shorter than pedicel; mesoscutum and scutellum rugosely reticulated, the scarlike continuations of the parapsidal furrows smooth; propodeum normal—that is, with two median carinæ which posteriorly diverge; lateral carinæ present, posteriorly these join oblique carinæ, which join at the side the carina surrounding the superior half of the short propodeal neck; the median carinæ join these oblique carinæ slightly posterior of a point midway between the lateral carinæ and the point where the oblique carinæ join the apical carina; propodeum, except for carinæ, smooth, polished; wings hyaline; legs, except tarsi, greenish; abdomen, except basal segment, finely reticulated.

Male.—Length about 2 mm. Similar to the female; funicle 3-jointed.

Type-locality.—Salt Lake City, Utah.

Holotype female reared from *Agromyza parvicornis* in corn leaves, and recorded under Bureau of Entomology, United States Department of Agriculture, note number, Webster No. 8819; allotype male and four males and one female paratopotypes from *Cephus* sp.; also 2 females and one male paratypes from Kimball, Utah, reared from *Cephus* sp. (Webster No. 6681); all specimens collected by C. N. Ainslie.

Type.—Cat. No. 15555, U.S.N.M.

CIRROSPILUS FLAVOVIRIDIS, new species.

Female.—Length about 1 mm. Brilliant green, with yellow markings; face mostly yellow, below each eye a purple spot extending on to back of head; antennæ yellow, the apical half of scape, the pedicel and the club brownish; dorsal aspect of pronotum, except a median green spot, lateral margins of middle lobe of mesoscutum, outer margin of each lateral lobe of mesoscutum, axillæ, except a green spot on disk, scutellum along parallel furrows on disk, and posterior margin of scutellum, lateral margins of metanotum, tegulæ, legs except coxæ and a stripe on front and mid femora and basal half of hind femora, which are brown, all yellow; the yellow markings on the meso- and metanotum form two yellow stripes; mesonotum, metanotum, and propodeum, except medially where it is smooth, with close, almost thimble-like punctures; wings hyaline, veins pallid; abdomen dark brown, the lateral margins yellowish.

Male.—Length about 0.8 mm. Similar to the female but with more yellow on the head and abdomen, the dark on the abdomen being confined to a large discal spot, and the ventral surface with more yellow; legs entirely yellow.

Habitat.—Salt Lake City, Utah.

Six specimens reared from *Agromyza* by C. N. Ainslie and recorded under Bureau of Entomology, United States Department of Agriculture, note numbers, Webster No. 8819 (the type), in corn leaves, probably *A. parvicornis*, and 6639 (the allotype and all paratypes), the latter from *A. pusilla* on cowpeas.

Type.—Cat. No. 15556, U.S.N.M.

The face is collapsed, and markings, if there are any others, can not be seen.

