

The Potential for Reducing N Fertilizer Inputs for Corn Production in the First Year Following Alfalfa

Earl Creech, Extension Agronomist, PSC, USU
Grant Cardon, Extension Soils Specialist, PSC, USU
James Barnhill, Agriculture Agent, Weber County
Jody Gale, Agriculture Agent, Sevier County
Clark Israelsen, Agriculture Agent, Cache County
Boyd Kitchen, Agriculture Agent, Uintah County
Mark Nelson, Agriculture Agent, Beaver County
Mike Pace, Agriculture Agent, Box Elder County

Introduction

Crop rotation is an important practice in the production of field and forage crops, with well-known benefits of improving the soil (moisture, structure, fertility, and organic matter), minimizing pests and diseases, and providing economic diversification. Corn acreage in the West is on the rise due to the growth of the dairy industry and increased emphasis on corn in dairy and beef rations. In Utah, corn is grown on approximately 84,000 acres, trailing only alfalfa (580,000 acres) in irrigated acreage planted (USDA NASS 2011). On irrigated farmland in Utah, the typical crop rotation consists of alfalfa for 4-6 years, followed by 1-2 years of corn or a small grain, then back to alfalfa.

Corn has the potential for high economic return but is limited by high production costs. Over the past 2 years, corn prices received by farmers have dropped 46 percent (from \$7.04/bushel in Feb 2013 to \$3.79/bu in Feb 2015) (USDA-NASS 2015). At the same time, production costs such as seed, fertilizer, pesticides, irrigation, equipment, labor, and land continue to rise. To maintain profitability, growers are faced with the need to optimize crop inputs to ameliorate the effects of potentially volatile crop prices.

Nitrogen (N) is critical to the proper growth and development of corn and generally has a greater impact on corn yield than any other nutrient. Some of the N needs of corn are met by the breakdown of organic matter and previous crop residues in the soil, but the balance comes from N fertilizer application. According to the crop budget recently published by Holmgren et al. (2015), N fertilizer represents the highest cost input in Utah corn production. Most Utah growers target an N rate of approximately 200-250 units per acre, which would equate to \$152-\$190 per acre at \$0.76 per unit. When growing corn after alfalfa, Utah growers often allow for an N credit of 50 units per acre to reduce the amount of N applied.

The objectives of this project were to 1) examine current post-alfalfa N fertilizer credit guidelines and investigate the potential to further reduce N fertilizer rates (if possible) on first year corn after alfalfa across Utah, and 2) accordingly update the USU Extension corn management recommendations and promote grower awareness and adoption of the new guidelines.

Study Details

Studies were conducted over three (2012-2014) crop seasons at eight different farms in six Utah counties. Sites were located in Cache County in 2012 and 2013 at

two sites, and in 2014 at one site. In 2014, extensive study across the state was done at five additional sites, one each in Beaver, Box Elder, Sevier, Uintah, and Weber counties. Fields in which the experiments were located were all in alfalfa production in the year prior to the study and planted to corn in the spring of each study year.

Small plot experiments were located in an area of each study field that had no additional N applied through manure or other fertilizer sources by the farmer in the previous year. Apart from the fertilizer application treatments and data collection detailed below, the farmers at each site conducted all field operations.

Four rates of N fertilizer (0, 50, 100, and 200 lbs N/acre) were applied broadcast as ammonium nitrate (NH₄NO₃)

to plots measuring four rows (10 feet) wide by 40 feet long. Treatments were arranged in a randomized complete block design and replicated four times.

Soil cores were taken at planting to a depth of 3 feet and split into 1 foot increments. Soil analysis was completed by the USU Analytical Laboratory to determine texture, pH, salinity, phosphorous, potassium, and nitrate-N. Final stand counts were determined in each plot at the V8 stage of corn growth. Harvest in the fall was undertaken when the corn reached 60-70% moisture. Stalks were cut and weighed from 3 m of the center two rows of each plot. Five stalks from each plot were passed through a wood-chipper and a 1 kg sample collected for forage quality analysis. Dry matter yields were determined from moisture sub-samples taken from these chipped stalk samples.

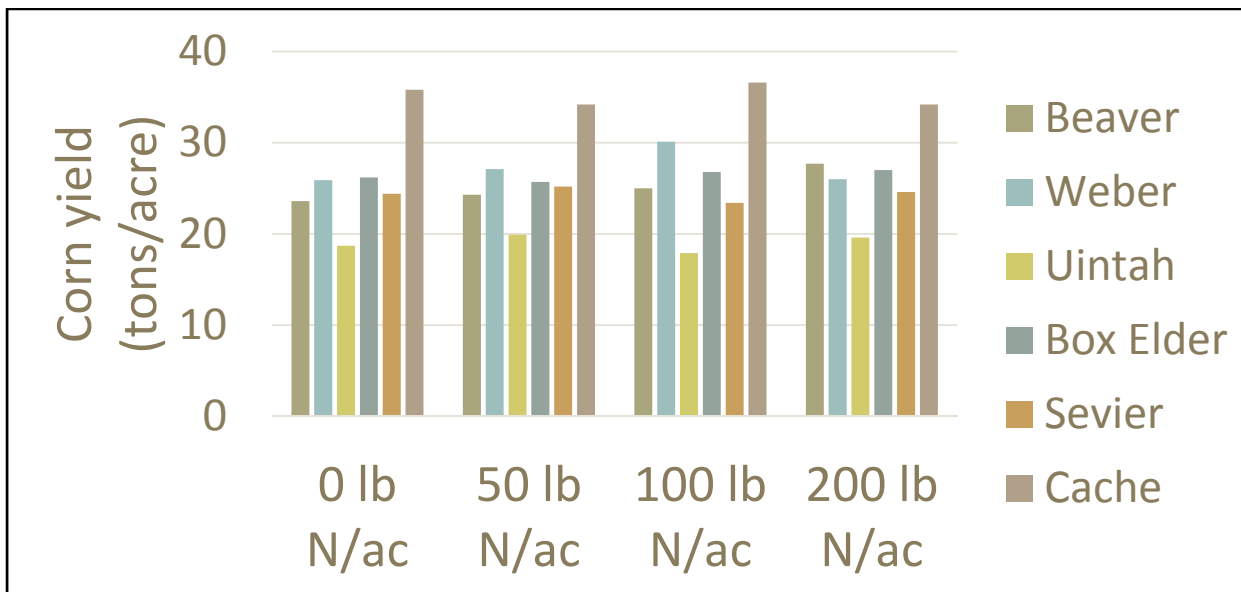


Figure 1. Mean corn yield at each site in the 2014 growing season.

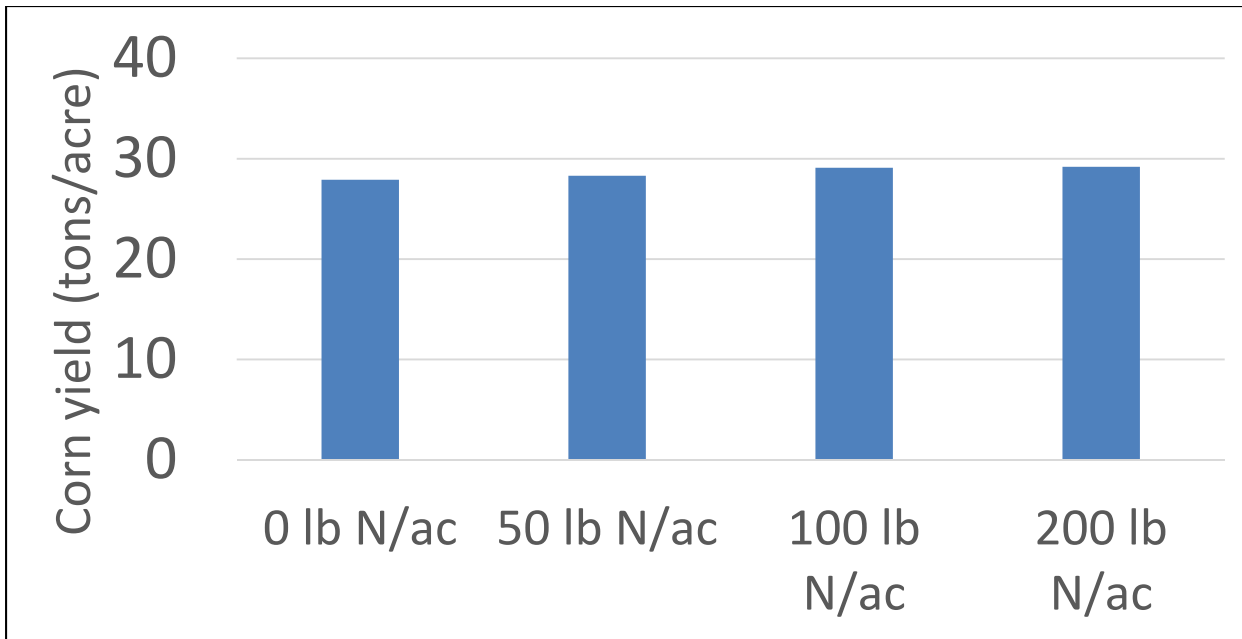


Figure 2. Mean corn yield following alfalfa over four site years in Cache County (2012 and 2013 growing seasons at two different sites each year).

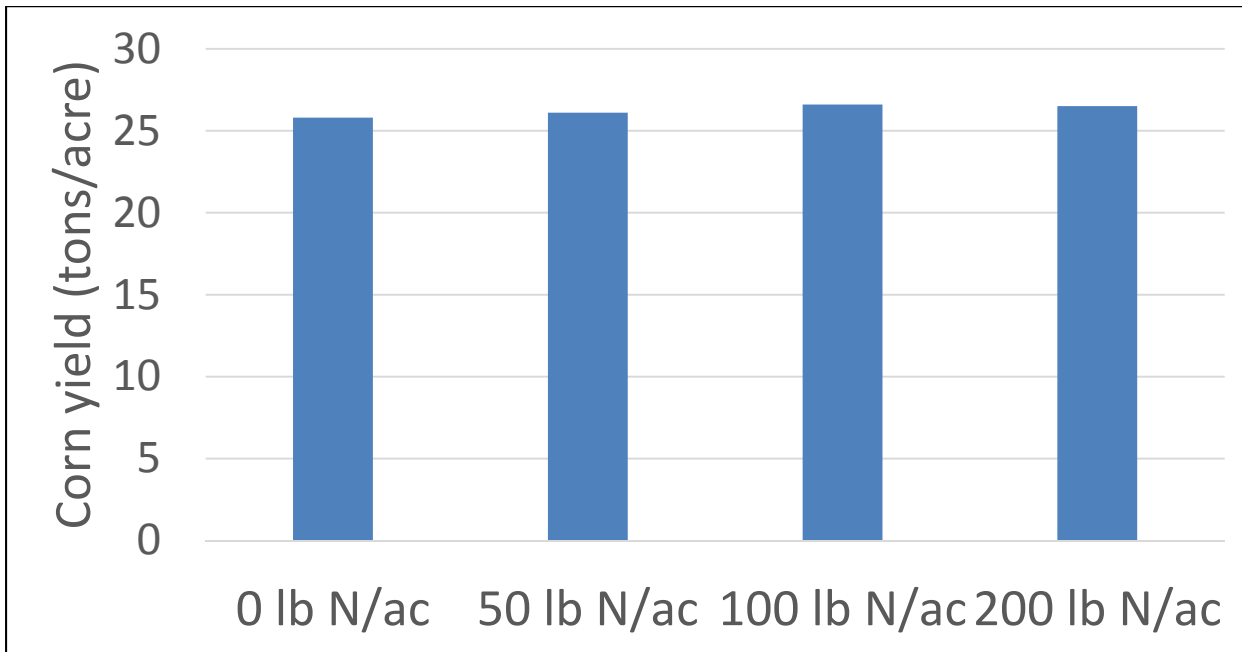


Figure 3. Mean corn yield over all six study sites in the 2014 growing season.

Results and Conclusions

While there is a fair amount of variability between sites at different location around the state (see Figure 1) there was no statistical difference in yield at any of the sites over the rates of N application studied (Figures 2 and 3). This strongly suggests that Utah growers are able to reduce N fertilizer application much more than the traditional 50 unit per acre credit, or perhaps even eliminate it all together. If half of Utah corn is grown on

acreage in its first year after alfalfa, this change in management practice, alone, could result in a cost savings of \$6.3 million (42,000 acres x 200 unit N/acre x \$0.76 unit) to Utah farmers annually.

Additional study is being undertaken to test the potential for reducing N inputs in the second year after alfalfa. Common practice is to rotate out of alfalfa for two seasons to break disease and pest cycles in each

rotational crop. It is possible that further savings to the grower can be realized by reducing or eliminating the need to fertilize in the second rotational crop year.

Acknowledgments

The success of this work is largely the result of excellent cooperation between local county agricultural agents (noted as co-authors) and the many cooperating growers that opened their minds and fields to this undertaking. Funding for these projects was primarily through USU Cooperative Extension and the Utah Agricultural Experiment Station.

Further Reading

Cox, W.J., S. Kalonge, D.J.R. Cherney, and W.S. Reid. 1993. Growth, yield, and quality of forage maize under different nitrogen management practices. *Agron. J.* 85:341-347.

Clark, J.D. 2014. Yield and quality of first-year silage corn following alfalfa stand termination as affected by tillage, herbicide, and nitrogen fertilizer. USU Master's Thesis. 103 p.

Holmgren, L., and M. Pace. 2015. Costs and Returns for Irrigated Roundup Ready Silage Corn, Box Elder County. USU Extension Publication. Available

online:

https://extension.usu.edu/newsletters/files/uploads/2015_Budgets/Silage_Corn_15edit3-10.pdf

Lawrence, J.R., Q.M. Ketterings, and J.H. Cherney. 2008. Effect of nitrogen application on yield and quality of silage corn after forage legume-grass. *Agron. J.* 100:73–79.

Sheaffer, C.C., J.L. Halgerson, and H.G. Jung. 2006. Hybrid and N fertilization affect corn silage yield and quality. *J. Agronomy & Crop Science* 192:278-283.

Stanger, T.F., and J.G. Lauer. 2008. Corn grain yield response to crop rotation and nitrogen over 35 years. *Agron. J.* 100:643-650.

USDA-NASS. 2014. Prices received for corn by month – United States. Available online: http://www.nass.usda.gov/Charts_and_Maps/Agricultural_Prices/pricecn.asp

Yost, M.A., J.A. Coulter, M.P. Russelle, C.C. Sheaffer, and D.E. Kaiser. 2012. Alfalfa nitrogen credit to first-year corn: Potassium, regrowth, and tillage timing effects. *Agron. J.* 104: 953-962.

Yost, M.A., J.A. Coulter, and M.P. Russelle. 2013. First-year corn after alfalfa showed no response to fertilizer nitrogen under no-tillage. *Agron. J.* 105:208-214.

Utah State University is committed to providing an environment free from harassment and other forms of illegal discrimination based on race, color, religion, sex, national origin, age (40 and older), disability, and veteran's status.

USU's policy also prohibits discrimination on the basis of sexual orientation in employment and academic related practices and decisions. Utah State University employees and students cannot, because of race, color, religion, sex, national origin, age, disability, or veteran's status, refuse to hire; discharge; promote; demote; terminate; discriminate in compensation; or discriminate regarding terms, privileges, or conditions of employment, against any person otherwise qualified. Employees and students also cannot discriminate in the classroom, residence halls, or in on/off campus, USU-sponsored events and activities.

This publication is issued in furtherance of Cooperative Extension work, acts of May 8 and June 30, 1914, in cooperation with the U.S. Department of Agriculture, Kenneth L. White, Vice President for Extension and Agriculture, Utah State University.