



# The Gear Up Experience

What leads to college?

# GEAR UP Goals


Gaining Early Awareness and Readiness for Undergraduate Programs

- GEAR UP grantees serve an entire cohort of students beginning no later than the seventh grade and follow the cohort through high school.
- Designed to help students prepare for and succeed in college.
- Low-income middle schools and high schools.

# What is the Gear Up Student Experience?

- CAP - Counseling/ Advising/ Academic Planning
- CUR - Rigorous Curriculum
- CVS - College Visit
- ELA - English/ Language Arts
- FAC - Financial Aid Counseling / Advising
- FCA - Family Counseling/Advising
- FCF - Parent Workshops of College Prep/ Financial Aid
- SUP - Support Services
- SWS - Student Workshops
- VOL - Volunteering
- SFE - Student Family Events
- LDR - Leadership
- TLA - English/Language Arts Tutoring
- TMT - Math Tutoring
- JOB - Job Site Visit
- PFE - Parent/ Family Events
- TOT - Other Tutoring
- TSC - Science Tutoring
- TSS - Social Studies Tutoring
- FCE - Family Cultural Event
- EOT - Other
- JOB - Job Shadowing
- MEN - Mentoring
- ESC - Science
- CVS - College Student Shadowing
- ESS - Social Studies
- SPE - Summer Program - Enrichment
- SPR - Summer Program - Remedial

# What is the Gear Up Student Experience?



## Advising

FAC, CAD



## Family Involvement

FCA, FCE, PFE, SFE



## College and Career Experience

CUS, JOB, SPE



## Direct Student Services

ELA, EOT, ESC, ESS, EMT



## Tutoring

TLA, TMT, TOT, TSC,  
TSS, SPR




## Rigorous Curriculum

RIG



## Interpersonal Skills

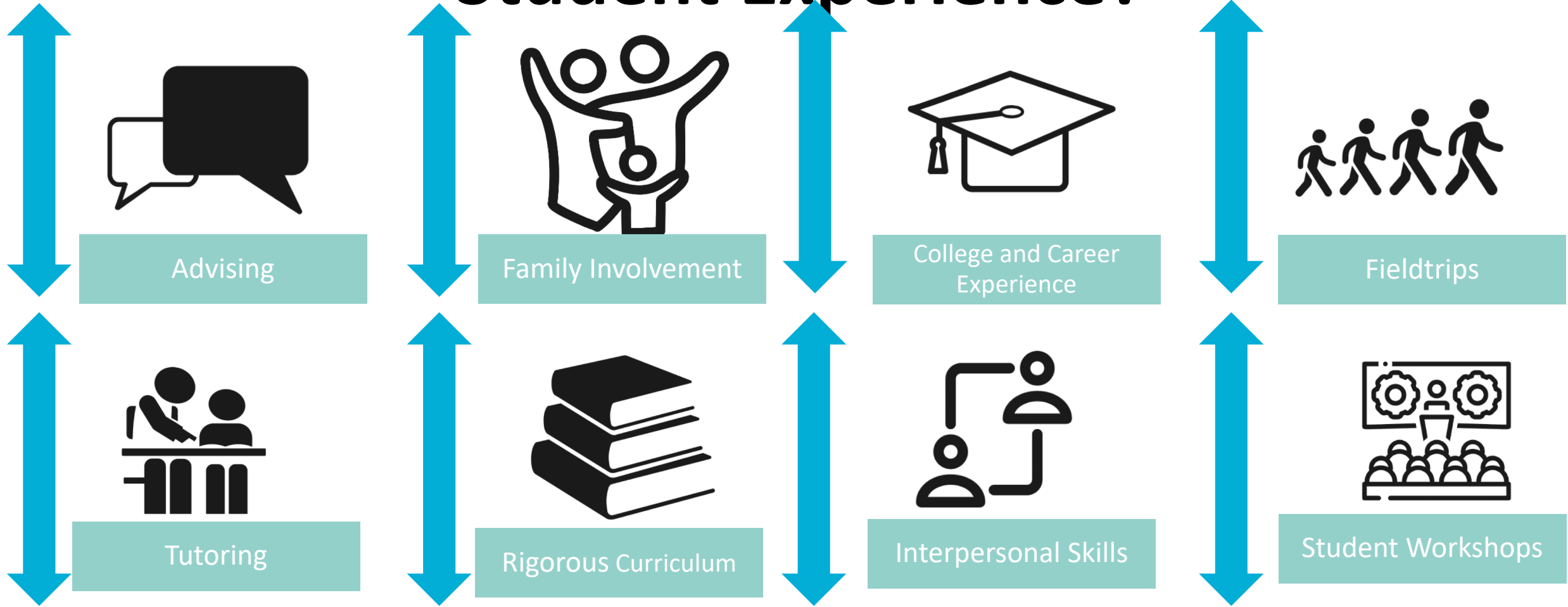
VOL, MEN, LDR




## Student Workshops

SUP, SWS

# What is the Gear Up Student Experience?







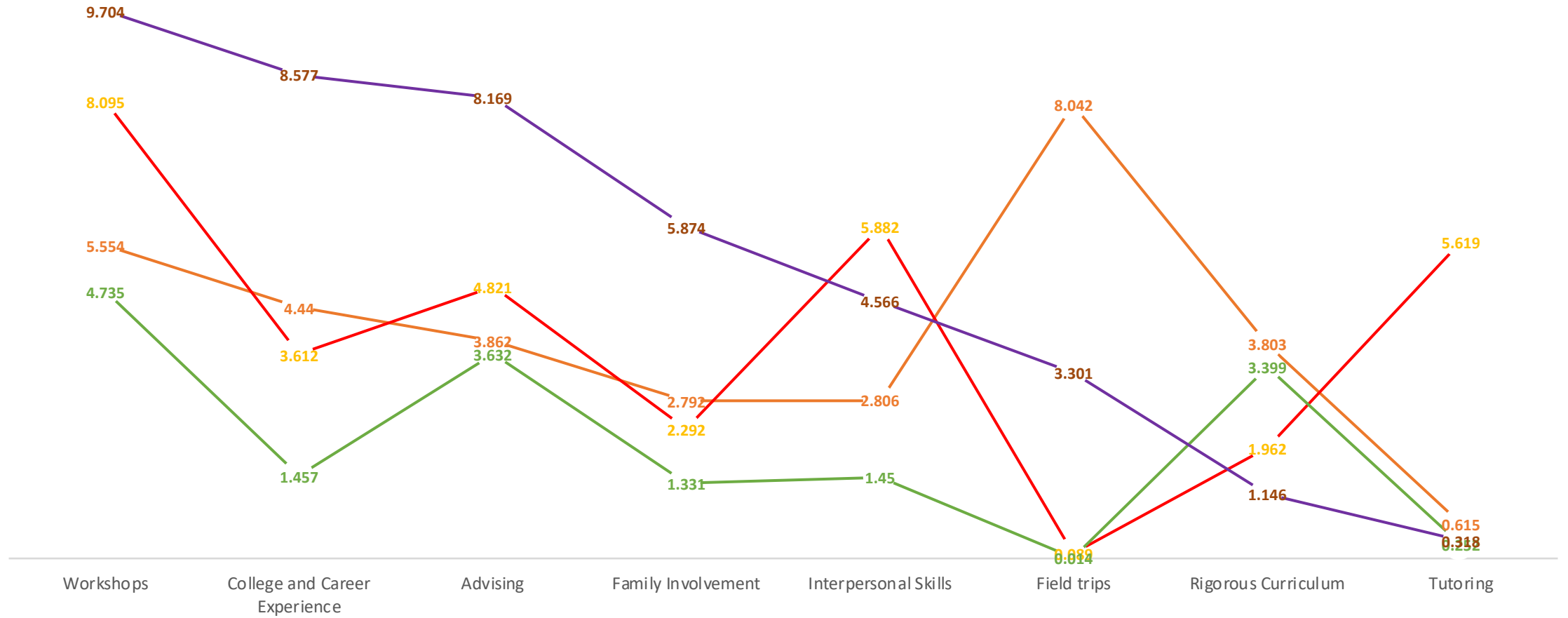






## LPA GEAR UP

Class 1 (7%) Class 2 (5%) Class 3 (84%) Class 4 (4%)



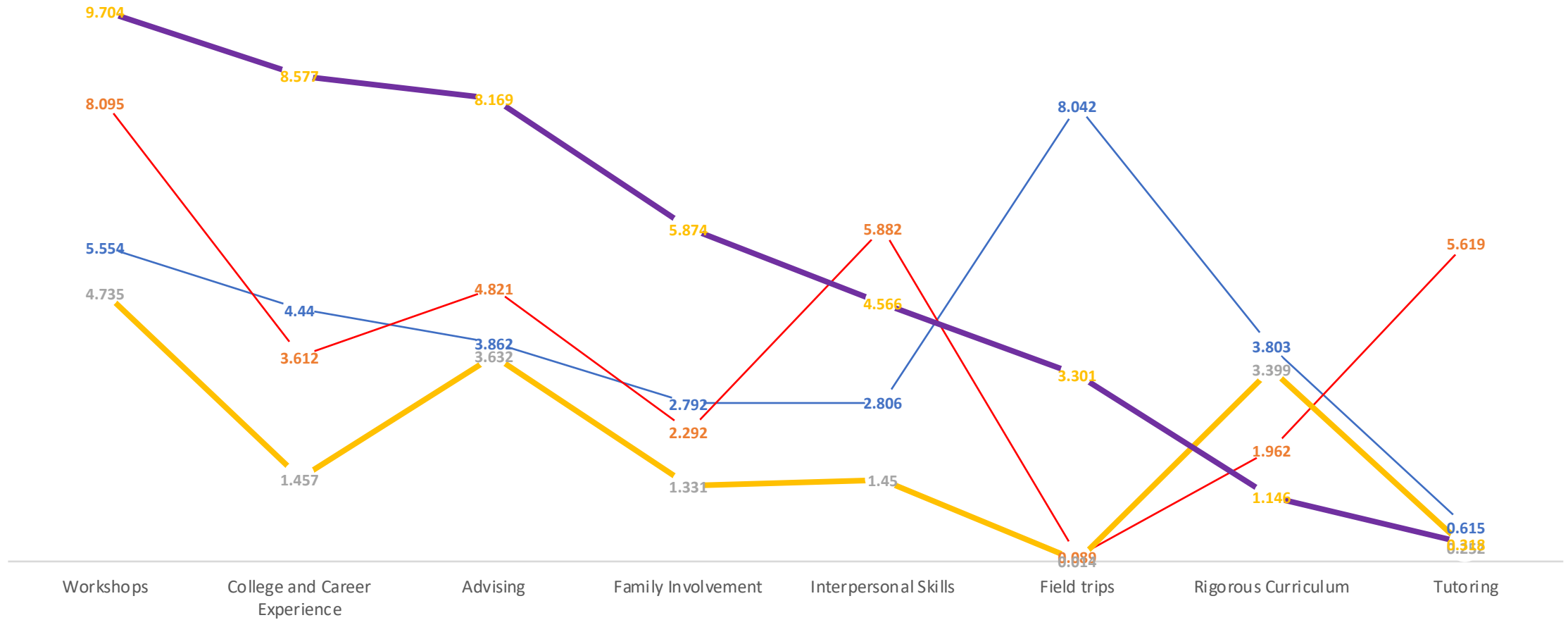


## PERCENTAGE OF STUDENTS GOING TO COLLEGE

Class 1 (n = 122; 6%)	48.3%
Class 2 (n = 89; 5%)	30.3%
Class 3 (n = 1604; 85%)	42.1%
Class 4 ( n = 82; 4%)	62.1%

## LPA GEAR UP

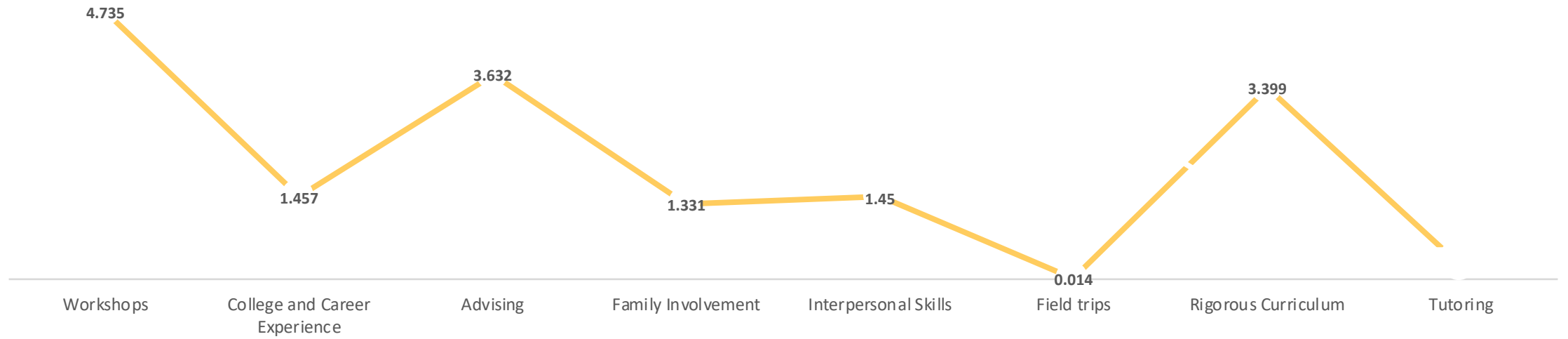
Class 1 (7%)   Class 2 (5%)   Class 3 (84%)   Class 4 (4%)





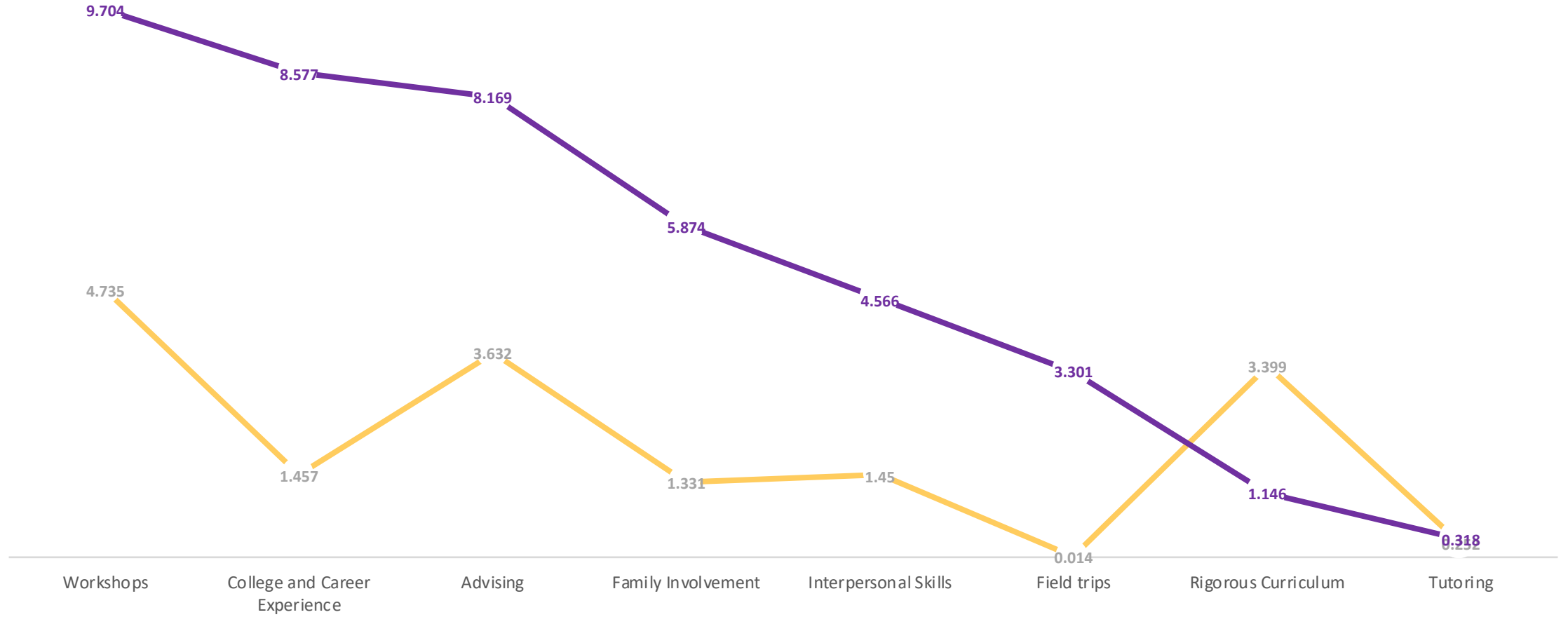
### CLASS 3

Class 3 (84%)



### 3 V HIGH

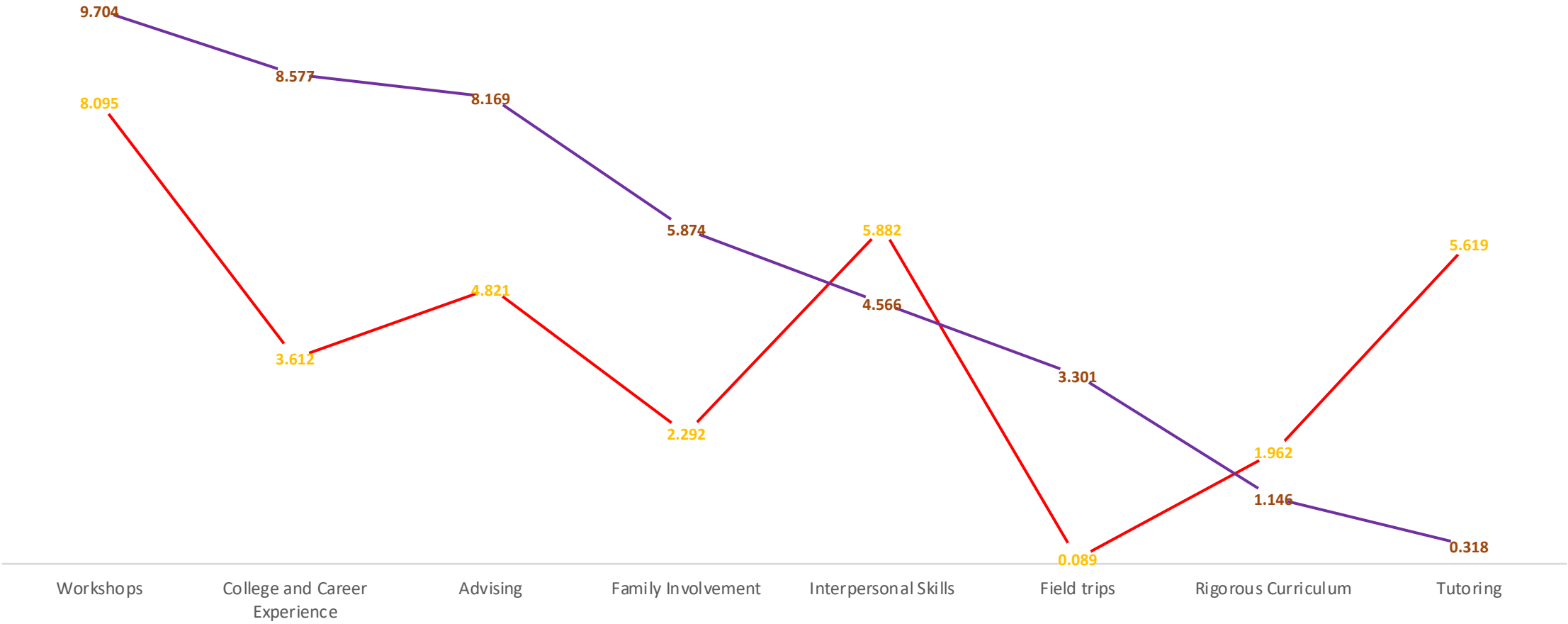
Class 3 (84%)    Class 4 (4%)





2 V 4 HIGH V LOW

Class 2 (5%)      Class 4 (4%)



### LOW V 3

Class 2 (5%) Class 3 (84%)

8.095

4.735

3.612

1.457

4.821

3.632

2.292

1.331

5.882

1.45

0.089

0.014

3.399

1.962

5.619

0.252

Workshops

College and Career  
Experience

Advising

Family Involvement

Interpersonal Skills

Field trips

Rigorous Curriculum

Tutoring





PERCENTAGE OF STUDENTS GOING TO COLLEGE

Percentage of Utah Students going to College	52%

According to data from: <https://higheredutah.org/what-percentage-of-utah-high-school-graduates-go-to-college/>

## PERCENTAGE OF STUDENTS GOING TO COLLEGE

Class 1 (n = 122; 6%)	48.3%
Class 2 (n = 89; 5%)	30.3%
Class 3 (n = 1604; 85%)	42.1%
Class 4 ( n = 82; 4%)	62.1%
Percentage of Utah Students going to College	52%

According to data from: <https://higheredutah.org/what-percentage-of-utah-high-school-graduates-go-to-college/>

## PERCENTAGE OF STUDENTS GOING TO COLLEGE

Class 1 (n = 122; 6%)	48.3%
Class 2 (n = 89; 5%)	30.3%
Class 3 (n = 1604; 85%)	42.1%
Class 4 ( n = 82; 4%)	62.1%
Percentage of Utah Students going to College	52%
Percentage of Utah low-income students going to college	37.6%

According to data from: <https://higheredutah.org/what-percentage-of-utah-high-school-graduates-go-to-college/>

## PERCENTAGE OF STUDENTS GOING TO COLLEGE

Class 1 (n = 122; 6%)	48.3%
Class 2 (n = 89; 5%)	30.3%
Class 3 (n = 1604; 85%)	42.1%
Class 4 ( n = 82; 4%)	62.1%
Percentage of Utah Students going to College	52%
Percentage of Utah low-income students going to college	37.6%

According to data from: <https://higheredutah.org/what-percentage-of-utah-high-school-graduates-go-to-college/>



# Erik Dickamore

Center for Student Analytics

Undergraduate Researcher

[Erik.Dickamore@usu.edu](mailto:Erik.Dickamore@usu.edu)