

## WHY GARDEN?

Gardening is not easy work, but it is rewarding. When you garden, you will be more self-sufficient, have better tasting food, save money, and improve both your physical and mental health. Make your gardening experience more successful by following these tips.

## GARDEN LOCATION: SUNLIGHT & SPACING

**7 HOURS**

Vegetables need at least 7 hours of sunlight to grow. Avoid planting in shady areas or on the north side of a fence or building.

SINGLE ROWS

VS.

WIDE ROWS



**SPACING** | Different plants require different spacing. Save space by using wide-row gardening for lettuce, chard, and bush beans. Use a trellis for tomatoes, peas, and cucumbers.

## PLANTING: SEEDS VS. PLANTS


**SEEDS** | Most plants do well when seeded directly into the soil. Others require a long growing season and do better if a started plant (transplant) is used instead of seeds. Transplants are often available at businesses that provide vegetable seeds.



**PLANT SPECIFIC DETAILS** | <https://extension.usu.edu/yardandgarden/fruits-vegetables-herbs>.

# GROWING SEASON, SOIL, & WATER

**SEASON** | Planting your garden is dependent on the frost free season. This is the period between the last frost of spring to the first frost of fall. Some vegetables grow better in cooler temperatures during the spring or fall while others grow better in warmer temperatures during the summer.




**FROST FREE DATES** | <https://climate.usu.edu/reports/freezeDates.php>



**SOIL** | The best soils are well drained, deep, and fertile. Make sure your soil has the right nutrients to keep your plants healthy. Contact your local Extension Office for a simple soil test so you know how to treat your soil.

**WATER** | Every plant needs water to grow, but different plants have different watering needs. The time of season and stage of plant growth also affect the amount of water you should give your plants.



**PLANT SPECIFIC DETAILS** | <https://extension.usu.edu/yardandgarden/fruits-vegetables-herbs>.


## TOOLS

**TOOLS** | A few basic tools are all that is needed for a successful garden.



### GARDEN FORK

Turn the soil in your garden with a garden fork

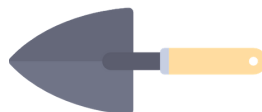


### HOE

Save your back by using a hoe to root up stubborn weeds

### HAND SPADE

Plant smoothly with a small hand spade



### HOSE

A hose with a soaker or sprinkler attachment will make watering easier

## REFERENCES

Fritz, F.A. 2010. Planting the Vegetable Garden | <http://w.w.extension.umn.edu/distribution/horticulture/dg1422.html>  
Gardening Know How. Learn the Vegetable Gardening Basics | <http://www.gardeningknowhow.com/vegetable/vegetable-gardening-advice.htm>  
Phipps, N. Vegetable Gardening for Beginners | <http://www.gardeningknowhow.com/vegetable/vegetable-gardening-for-beginners.htm>