


Flight Software Implementation and Verification on IRIS CubeSat

Yun-Rong Yang, Ke-Yen Hsu, and Jyh-Ching Juang

Department of Electrical Engineering, National Cheng Kung University, Taiwan



jobo860723@gmail.com

http://unisectaiwan.ee.ncku.edu.tw/

Abstract:

Flight software (FSW) is essential in the operation of a satellite program. It is important to verify the functionality and performance of the FSW on ground before being deployed in space. We discuss the implementation and verification of the FSW of the Intelligent Remote-Sensing and Internet Satellite (IRIS) CubeSats.

01 Introduction

The IRIS program aims to design and launch two CubeSats: IRIS-A and IRIS-B.

Mission objective:

IRIS-A → Internet of Things (IoT) demonstration

LoRa implementation

Doppler frequency estimation/compensation

IRIS-B → In-orbit intelligent remote sensing

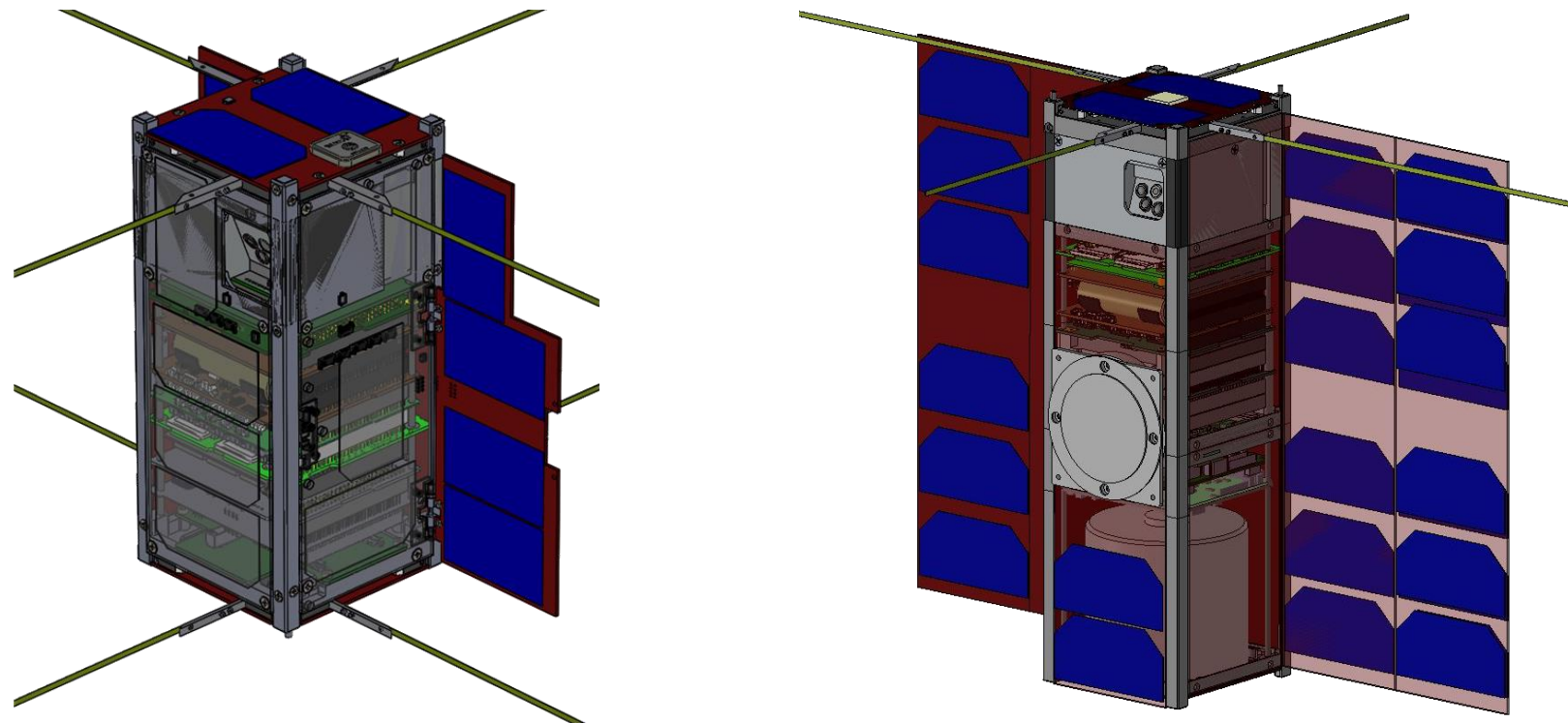
02 Overview of IRIS

Subsystems:

- EPS
- OBDH
- TT&C
- ADCS
- Motherboard
- Daughterboard

Payload:

- IRIS-A
- GPSR
 - Reference clock
 - LoRa receiver
- IRIS-B
- GPSR
 - RS payload



03 Flight Software Requirement

Robustness

The system should detect fault and recover from anomalies.

Modularity

The functionality can be easily added, modified or removed without affecting core of architecture.

Reusability

The software is able to migrate to different platform with least effort.

Autonomy

The system can do specific operation by itself.

04 Software Implementation

- Hardware: ISIS-iOBC (ARM-9, 32bit processor)
- Operating system: FreeRTOS
- Solution of the requirements:

Robustness

FDIR mechanism
(COM check, Temp check, BAT check)

Modularity

Task-oriented architecture

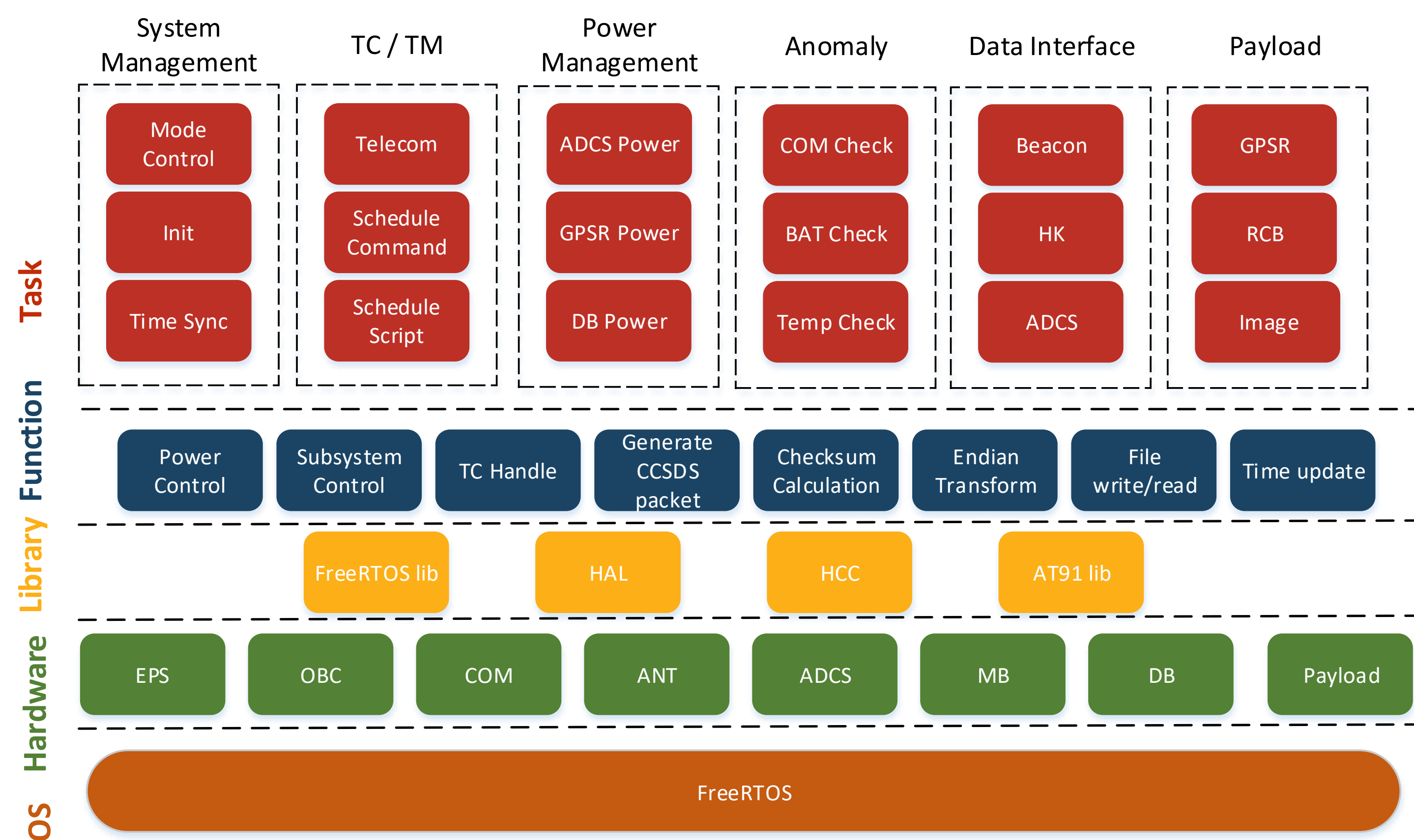
Reusability

Hierarchical architecture

Autonomy


Schedule telecommand, mission timeline

Software architecture:



05 Software Verification

- Low-level test
 - > Test the basic function of the system
 - > Based on debugging console
- FlatSat platform
 - > Test interface communication
 - > Subsystem integration



- End-to-end communication
 - > Test communication with ground station
- Software test bed
 - > Use Arduino to simulate subsystem anomalies



06 Conclusion & Future Work

- Mission verification
 - > Real mode operation verification
- Software architecture tracking
- Code generation
 - > To reduce the effort of development