



November 2007

AG/Equine/2007-06pr

Aging Horses by Their Teeth

Dr. Patricia A. Evans, Assistant Professor and Extension Equine Specialist, Utah State University

Dr. Nancy Jack, Director, Dorothy E. King Equine Program, Department of Animal Science, University of Arkansas

Being able to pinpoint age within a fairly narrow range can be of use to owners of unregistered horses or horses whose age is unknown for any reason. Many health and nutrition management decisions are directly related to age and dental wear, making it even more important for all horse owners to have a general understanding of how a horse's mouth changes with age. From a historical perspective, up until recently when organized associations started keeping birth dates on registered horses, most professional horsemen took great

pride in their ability to determine age by examining the teeth of any horse. Aging the horse by its teeth is not an exact science, but changes do occur that can help determine approximate age and anyone can learn the basics.

To use as a reference guide, Figures 1 and 2 indicate the names of the teeth.

Figure 1.

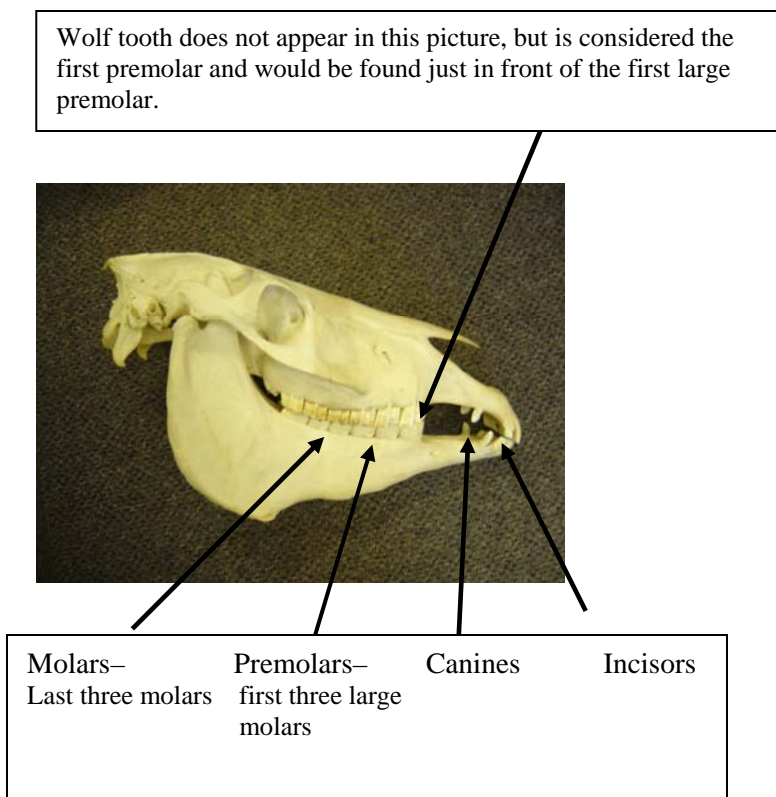
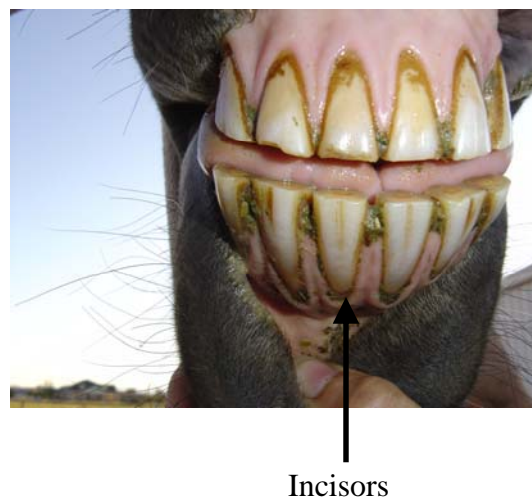


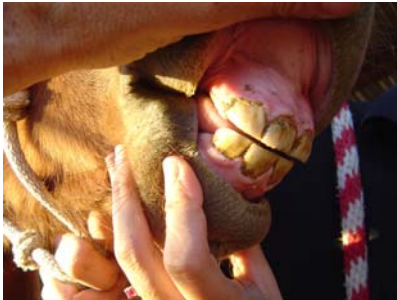
Figure 2.



Horses under 5 years of age go through some very typical dental changes. With foals a good rule of thumb to remember is that their milk teeth, or deciduous teeth, erupt, or come in, following a simple timetable of 8 days, 8 weeks and 8 months. Here is how it works. Foals are born either without teeth or with four central incisors, two on the top and two on

the bottom. If the central incisors are not present at birth they usually erupt within 8 days. The intermediate incisors erupt by 8 weeks (Figure 3) and the corner incisors by about 8 months. These are deciduous or temporary milk teeth that will be shed as the young horse ages. The deciduous teeth can be distinguished from permanent teeth because they are wider than they are tall and they have shallow roots. Twelve premolars will also erupt, three on each side of the top and bottom jaws, within 2 weeks of age. However premolars are typically not used in aging horses as they are more difficult to view.

Figure 3.



A weanling with central and intermediate deciduous teeth in, but corners incisors have not erupted yet. This means it is between 8 weeks and 8 months of age.

Other dental changes occur in yearly increments and the young horse's mouth changes like a child's does as they shed their deciduous teeth. This systematic shedding of deciduous teeth is what we use to "age" horses until they have all of their permanent teeth at 5 years of age.

What follows is the pattern of deciduous tooth shedding. At 2 ½ years the horse's deciduous central incisors are pushed out of the way as the permanent centrals erupt from below (Figure 4). At 3 years the upper central and lower central incisors have grown out enough to meet and therefore begin to grind against one another. This is referred to as being "in wear." These wear patterns will be used later in the horse's life to help determine age. At 3 ½ years the intermediate incisors will be shed and at 4 years of age they will be in wear. At 4 ½ years the corner incisors will be shed, and 6 months later they will be in wear. Male horses have four canine teeth (tushes) located between their corner incisor and the molars. See Table 1 for list of dental changes.

Mares will occasionally have canine teeth, but usually these are not as developed and all four may not be present. These teeth appear during the horse's 4 year old year. They should not be confused with wolf teeth which are very shallowly rooted and found adjacent to the first premolar.

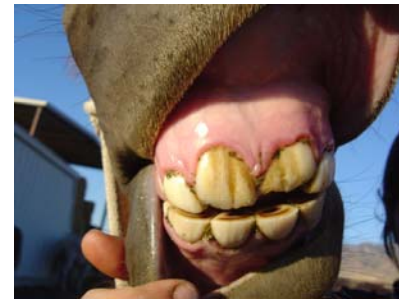
Table 1.

The average times when teeth erupt

Tooth	Eruption
<i>Deciduous</i>	
1 st incisor (or centrals)	birth or first week
2 nd incisor (or intermediate)	4 to 6 weeks
3 rd incisor (or corners)	6 to 9 months
1 st premolar	
2 nd premolar	birth or first 2 weeks for all premolars
3 rd premolar	
<i>Permanent</i>	
1 st incisor (or centrals)	2 1/2 years
2 nd incisor (or intermediate)	3 1/2 years
3 rd incisor (or corners)	4 1/2 years
Canine (or bridle)	4 to 5 years
1 st premolar (or wolf tooth)	5 to 6 months
2 nd premolar	2 1/2 years
3 rd premolar	3 years
4 th premolar	4 years
1 st molar	9 to 12 months
2 nd molar	2 years
3 rd molar	3 1/2 to 4 years

Table from Horses by J. Warren Evans

Figure 4.



2 ½ year old. Top central incisors are permanent but not in wear but bottom centrals are still deciduous

Figure 5.



3 ½ year old. Centrals are permanent, intermediates are loose and ready to fall out.

Wolf teeth are commonly extracted as they may interfere with the bit. Canine teeth are not extracted under normal circumstances. (Refer to AG/Equine/2007-01 for more information on dental care.) Horses are considered to have a “full mouth” at 5 which means that all permanent teeth have erupted and are in wear.

Once all permanent teeth are present other indicators assist with determining age. On the grinding surface of the incisors, a cup is seen as an indented area with a dark center in the middle of each tooth. The cups disappear from the bottom central incisors at 6 years of age, the intermediates at 7 and the corners at 8. The top incisors lose the cups from central to corners at 9, 10, and 11 years of age, respectively. The term “smooth mouthed horse” applies to a horse 12 years of age or older when all cups are gone and the grinding surface is smooth (Figures 6a and 6b).

Figure 6a.

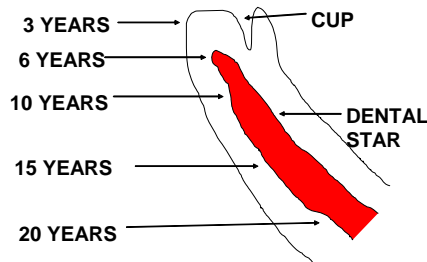


Figure 6b.



Cups seen in a young horse under 6 years of age as all cups are still present.

Next to appear on the grinding surface of the incisors is a dental star or yellowish colored spot. It appears more toward the front of the teeth (closer to the lips) than the cups (Figure 6a). At first this star is rectangular in appearance, but as the horse ages it becomes more rounded and moves to the center of the tooth. The dental star will appear in the central incisors at 8 years of age, intermediates at 9, and corners at 10.

The shape of the grinding surface, amount of tooth seen below the gum line and angle of the teeth change with age. A horse under 9 years of age will have a rectangular grinding surface, a horse from 9 to mid-

teens will have a more rounded grinding surface, while a horse in its later teens or older will have a triangular surface (Figures 7a and b). The younger horse will show a shorter tooth visible below the gum line, while a term used for the older horse is “long in the tooth” due to more visible tooth. When viewed from the side with lips parted, the young horse will exhibit a more vertical alignment to the incisors, while an older horse will have more of an angle with a more protruded appearance (Figures 8a and 8b)

Figure 7a.



Figure 7b.



- a. Young horse's mouth with cups and rectangular table or grinding surface.
- b. Old horse's mouth with dental stars and triangular table.

A more subtle indicator that can assist with aging the horse over 10 years of age is the Galvayne's Groove (Figure 9). This is a groove that appears near the gum line of the corner incisor. It begins at center of the outer surface of the tooth in a 10 year old. At 15 the groove extends half way down the tooth, at 20 it extends the entire length of tooth, at 25 the upper half of the groove is gone so a groove appears only in the bottom half and at 30 the groove is completely gone.

Another subtle indicator on the same corner tooth is the 7 and 11 year hook. As the mouth changes shape the rear of the top and bottom corner incisors may not meet, allowing for a hook to form on the top incisor (Figure 10). The first time this hook appears is during the 7 year old year and it will disappear at 9 years of age. It will reappear at 11 years of age and may remain through the mid teens.

Figure 8a.



Figure 8b.



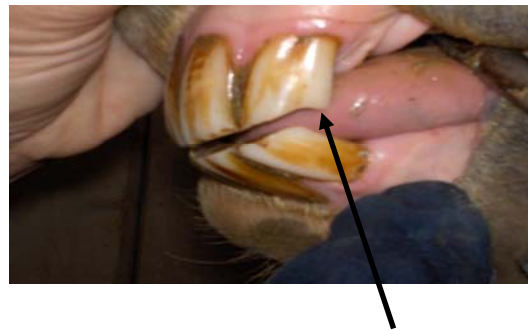
a. Young horse with a more vertical profile and less length of tooth visible.
b. Older horse with a more angled profile and more length of tooth visible.

Figure 9.



Galvayne's Groove

Figure 10.



This mare has hook at 11 years old due to lack of opposing surface at the back edge of the top molar.

These guidelines for aging by dental wear can vary depending on what the horse is eating and on vices. For example, horses that crib can wear down the top incisors, interfering with normal dental wear. While all horses do not follow the rules, these guidelines can be useful tools in evaluating a horse's age.

References

Jeffrey, D. 1996. *Horse Dentistry, the theory and practice of equine dental maintenance*. Norfolk, Nebraska: Norfolk Printing Co.
Evans, J.W. 1981. *Horses*. San Francisco: W. H. Freeman and Company.

Utah State University is committed to providing an environment free from harassment and other forms of illegal discrimination based on race, color, religion, sex, national origin, age (40 and older), disability, and veteran's status. USU's policy also prohibits discrimination on the basis of sexual orientation in employment and academic related practices and decisions.

Utah State University employees and students cannot, because of race, color, religion, sex, national origin, age, disability, or veteran's status, refuse to hire; discharge; promote; demote; terminate; discriminate in compensation; or discriminate regarding terms, privileges, or conditions of employment, against any person otherwise qualified. Employees and students also cannot discriminate in the classroom, residence halls, or in on/off campus, USU-sponsored, events and activities.

This publication is issued in furtherance of Cooperative Extension work, acts of May 8 and June 30, 1914, in cooperation with the U.S. Department of Agriculture, Noelle Cockett, Vice President for Extension and Agriculture, Utah State University.