


Clothing and TEXTILES

UTAH STATE UNIVERSITY COOPERATIVE EXTENSION PROGRAMMING

Sewing Technique: Casing

A casing is a folded over edge of fabric or an application that is applied separately to the garment. The end result is used to enclose a drawstring tie or elastic. Casings can be used at the waist, ankle or wrist when constructing clothing, or at the opening of a bag or purse. Depending on the application, there are a multiple types of casing to choose from. A few types include: invisible, joined, topstitched, multiple rows of elastic casing, or a casing with a drawstring cord.





1. Cut a piece of fabric to a finished size of 4"x6". For this sample, a 4" length will be used. Serge along the 4" edge of the piece of fabric. Note: this technique can be applied to a project or garment. For this tutorial a sample is only being created.



2. Using the seam created on the Serger, fold fabric 1/4", press.





3. Use the following formula to identify the distance to measure from the edge of the 1/4" folded edge in step three. $\text{Elastic width} + 1/4" = \text{width of casing fold}$



4. Stitch along the new folded edge of the fabric creating a "tunnel" for the elastic to slide through. A bodkin tool can be used to thread elastic or cording through a casing wider than 3/8".

Note: This tutorial correlates with the following Utah Clothing and Textiles 1 State Standards and Objective(s):

Standard:

6. Students will demonstrate basic construction techniques.

Objective:

2. Construct an appropriate casing for the project (1/4" wider than the elastic or cording used).

References:

- Readers Digest Editor. (2002). *New Complete Guide to Sewing*. Pleasantville, NY: Readers Digest Association Inc.
- Brackelsberg, Phyllis, & Marshall, Ruth. (1990). *Unit Method of Clothing Construction*, 7th ed. Long Grove, IL: Waveland Press Inc.
- Cole, Julie, & Czachor, Sharon. (2009). *Professional sewing techniques for designers*. New York, Fairchild Publications, Inc.

Authors:

- Shanna Haws, USU Extension Intern
- Lindsey Shirley, PhD, Clothing and Textiles Extension Specialist



Utah State is an affirmative action / equal opportunity institution.



CLOTHING
CONSTRUCTION

Utah State University is committed to providing an environment free from harassment and other forms of illegal discrimination based on race, color, religion, sex, national origin, age (40 and older), disability, and veteran's status. USU's policy also prohibits discrimination on the basis of sexual orientation in employment and academic related practices and decision.

Utah State University employees and students cannot, because of race, color, religion, sex, national origin, age, disability, or veteran's status, refuse to hire; discharge; promote; demote; terminate; discriminate in compensation; or discriminate regarding terms, privileges, or conditions of employment, against any person otherwise qualified. Employees and students also cannot discriminate in the classroom, residence halls, or in on/off campus, USU-sponsored events and activities.

This publication is issued in furtherance of Cooperative Extension work, acts of May 8 and June 30, 1914, in cooperation with the U.S. Department of Agriculture, Noelle E. Cockett, Vice President for Extension and Agriculture, Utah State University.(FC/Clothing&Textiles/2012-06pr)